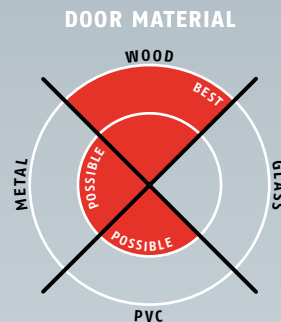


Planet KT → 13 x 25 mm | ↓ 18 mm | ≤ 48 dB



Main features

- Seal height up to ↓ 18 mm
- Acoustic insulation up to ≤ 48 dB in case of an optimal sealing
- Protected silicone lips since deeper embedded
- Unilateral and soundless release, silent seal
- Due to parallel drop-down no trailing on the floor
- Automatic compensation at inclined floors
- For double-wing folding doors with flush bolt or driving bar
- High-grade silicone lip, simple lift height adjustment
- Can be shortened up to the next shorter length on stock
- No extra need to cut off silicone at both ends
- 7 years warranty

Versions / options

- Planet KT → RD ≤ 48 dB, smoke-shielding
- Planet KT → FH+RD ≤ 48 dB, fire-retardant + smoke-shielding
- Option bevel lip ≤ 44 dB, up to ↓ 22 mm, for uneven floors
- **NEW** Option Planet KT-plus ≤ 54 dB for best sound protection
- Special executions on request

Door types with Planet KT



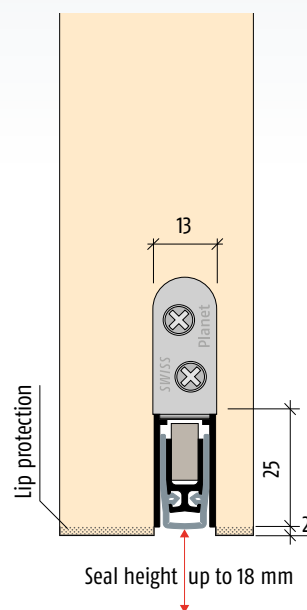
Double-wing doors → refer to chapter Accessories | Flush bolt, drilling

More functions



Technical specifications

Profile material	aluminum, → 13 x 25 mm
Groove size	width 13,1 mm with depth 25,5 up to 35 mm
Seal profile	high-grade silicone or high-grade self-extinguishing silicone
Seal height	up to ↓ 18 mm
Sound absorption value	up to ≤ 48 dB at 7 mm space to the floor; up to ≤ 44 dB at 14 mm space to the floor
Lift height adjustment	on the release knob with an Allen key 3 mm
Lengths in stock	335, 460, 585, 710, 835, 960, 1085, 1210, 1335, 1460 mm
Special lengths	on request up to 6000 mm
Release	unilaterally on hinge side
Can be shortened	up to the maximum of 125 mm (335 mm only 115 mm)
Fastening	on the side with stainless steel angle brackets and screws
Frame protector plate	stainless, hammer fixed, 20 x 20 mm
Test approvals	on request





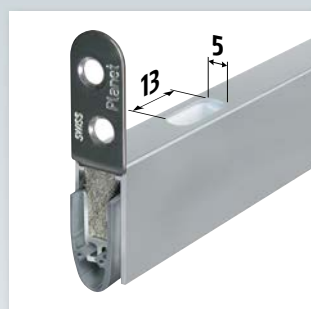
Option: Planet KT-plus for best sound protection



Option: Planet KT with bevel lip for uneven floors




Planet assembly set HS for Planet KT




Option: Planet KT with Planet drill hole $\varnothing 5 \times 13$ mm for flush bolt, driving bar rods → refer to chapter Accessories | driving bar rods



Option: Planet KT with Planet drill hole $\varnothing 5 \times 13$ mm and driving bar rod → refer to chapter Accessories | driving bar rods



Option: Planet KT with Planet drill hole $\varnothing 8$ mm for driving bar rods → refer to chapter Accessories | driving bar rods



Accessories: Planet KR flush bolt, incl. strike plate → refer to chapter Accessories | Flush bolt
Driving bar rods flattened
→ see pages 151 – 161

Order specifications

Planet KT → RD ≤ 48 dB incl. assembly set HS for Planet KT	Prod. code 30xxx*
Planet KT → FH+RD ≤ 48 dB incl. assembly set HS for Planet KT	Prod. code 31xxx*

* xxx = refer to price list for profile length

Accessories | Options

Planet KT-plus ≤ 54 dB for best sound protection	refer to price list, options / supplements
Bevel lip (≤ 44 dB, up to $\downarrow 22$ mm) DIN L or DIN R	refer to price list, options / supplements
Planet assembly set HS for Planet KT incl. 2 fastening brackets (stainless), 4 screws and frame protector plate, type 1 (stainless)	Prod. code 900180

Planet frame protector plate type 1 (stainless); possible type 2/3/4/5 → refer to chapter Accessories Options	Prod. code 900014
Cut the Planet to fix dimension	Prod. code 900200
Planet drill hole $\varnothing 8$ mm	Prod. code 900866
Planet drill hole $\varnothing 5 \times 13$ mm including plastic guide, for Planet KR and driving bar rods flattened → refer to chapter Accessories Flush bolt, drilling	Prod. code 900190
Planet BM floor strikes → refer to chapter Accessories BM	Prod. code 90034x-x Prod. code 90027x-x

x-x = Several Planet floor strikes available in different adjustment range
refer to chapter Accessories | BM

Advertising text



Planet KT → RD (smoke-shielding) ≤ 48 dB

Automatic door drop-down seal **Planet KT → RD** ≤ 48 dB, for sound absorption and smoke-shielding doors, release on hinge side with automatic compensation in case of an inclined floor, parallel drop-down, seal height up to $\downarrow 18$ mm, flush or deeper to put in groove with lip protection. Silicone lip, lateral fastening. Aluminum profile → **13 x 25 mm**.

Advertising text



Planet KT → FH+RD (fire-retardant + smoke-shielding) ≤ 48 dB

Automatic door drop-down seal **Planet KT → FH+RD** ≤ 48 dB, for sound protection-, smoke-shielding and fire-retardant doors, release on hinge side with automatic compensation in case of an inclined floor, parallel drop-down, seal height up to $\downarrow 18$ mm, flush or deeper to put in groove with lip protection. Lateral fastening, self-extinguishing silicone lip. Aluminum profile → **13 x 25 mm**.