




Planet ^{swiss}®
The door sealing experts

Planet drop-down seals


SWISS MADE



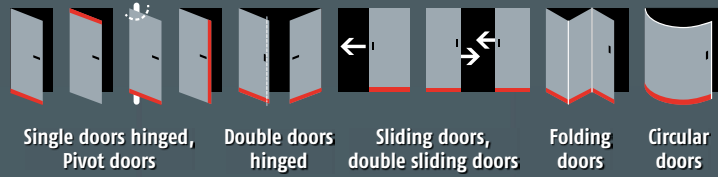
New: Planet Finger Protection®

Planet – for all doors


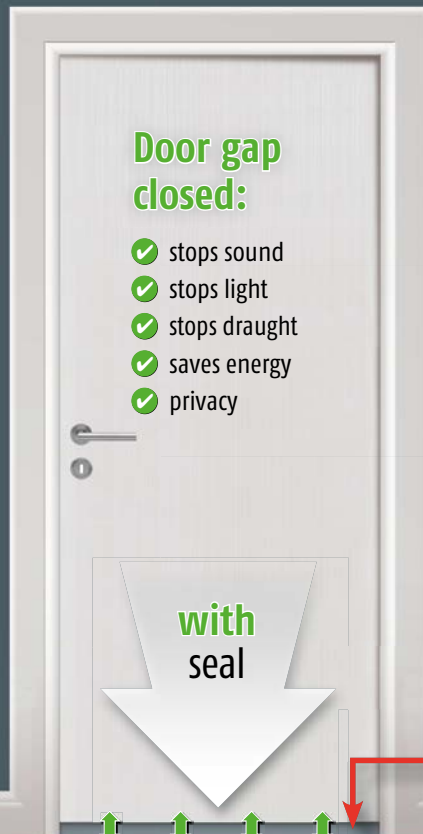
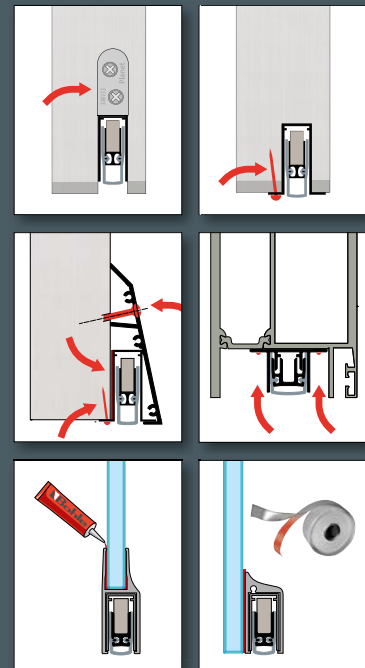
Door material



Door types



Fixing types



Floor surfaces




























Signs and symbols

	Soundproof dB		Light protection		Stops draughts		Emergency exit
	Smokeproof RD		Dust protection		Protection against pests		Following regulations for handicapped people, barrier free
	Fire resistant FH		Air circulation / air compensation		Saving energy		Even floors
	Driving rain		Ventilation systems / passive building / low energy houses		Warranty		Uneven floors

Content

	Profile size / Seal height	Page
Planet drop-down seals		4 / 5
Planet selection table		6
Precise adjustment of our Planet drop-down seals: silicone length / lift height / release knob		7

	Profile size / Seal height	Page
 Planet US	8x30 ↓ 20	8
 Planet TW	8x20 ↓ 12	8
 Planet HS-plus / Planet FT-plus	13x30 ↓ 22	9
 Planet MF-plus	19,8x20 ↓ 16	9
 Planet RO-plus	19,8/36x20 ↓ 16	9
 Planet HS	13x30 ↓ 22	10
 Planet RH	13x30 ↓ 27	10
 Planet FT	13x30 ↓ 22	11
 Planet RF	13x30 ↓ 27	11
 Planet X3	22x30 ↓ 12	12
 Planet X3-Set	22x30 ↓ 12	13
 Planet KT	13x25 ↓ 18	14
 Planet SL	21,8x30 ↓ 18	14
 Planet MinE-F/S, MinE-F/V	8x30/25x43 ↓ 20	15
 Planet MinE-S, MinE-V	13x30/30x43 ↓ 27	15
 Planet MF	19,8x20 ↓ 16	16
 Planet RO	19,8/36x20 ↓ 16	16
 Planet RS	20,8/24x20 ↓ 16	17
 Planet PU	19,8x20 ↓ 16	17
 Planet KG-S narrow	11,5x38 ↓ 16	18
 Planet KG-SM-Set narrow	11,5x38 ↓ 16	18
 Planet KG-S	16,5x35 ↓ 18	19
 Planet KG-SM-Set	16,5x35 ↓ 18	19
 Planet KG-F8 narrow	11,5x46 ↓ 16	20
 Planet KG-F10 F12	16,5x46 ↓ 18	20
Planet KG-A8 A10	16,5x35 ↓ 18	21
Planet KG-D8 D10	16,5x28/35 ↓ 18	21
Planet KG-SL10	25x46 ↓ 18	22
Planet SOCLE	22x69	22
Planet BL	13x39 ↓ 18	23
Planet ZA	15x30 ↓ 22	23
Planet Drill hole		24
Planet KR flush bolt		24
Planet TR125 double-shortening		25
Planet BM-R floor strikes		25
Accessories and options		26 – 30
NEW: Planet finger protection		31 – 35
Contact		36

○ Best possible application ● Possible application



Planet drop-down seals

8 mm x 20/30 mm

for wood, metal and PVC

TW
8 x 20 mm | 49 dB
→ page 8

NEW

-12 mm

US
8 x 30 mm | 48 dB
→ page 8

NEW

-20 mm

Air / 25 mm x 43 mm / 8 mm x 30 mm

for wood and metal

MinE-F/S
8 x 30 / 25 x 43 mm | 27 dB
→ page 15

NEW

-20 mm

MinE-F/V
8 x 30 / 25 x 43 mm | 23 dB
→ page 15

NEW

-20 mm

Air / 30 mm x 43 mm / 13 mm x 30 mm

for wood and metal

MinE-S
13 x 30 / 30 x 43 mm | 27 dB
→ page 15

-27 mm

MinE-V
13 x 30 / 30 x 43 mm | 23 dB
→ page 15

-27 mm

13 mm x 30 mm

for wood, metal and PVC

HS-plus
13 x 30 mm | ≥55 dB
→ page 9

NEW

-22 mm

≥55 dB

HS
13 x 30 mm | 48 dB
→ page 10

-22 mm

RH
13 x 30 mm | 44 dB
→ page 10

-27 mm

FT-plus
13 x 30 mm | ≥55 dB
→ page 9

NEW

-22 mm

≥55 dB

FT
13 x 30 mm | 48 dB
→ page 11

-22 mm

RF
13 x 30 mm | 44 dB
→ page 11

-27 mm

KT
13 x 25 mm | 48 dB
→ page 14

-18 mm

SL
21,8 x 30,5 mm | 44 dB
→ page 14

-18 mm

SOCLE+FT
22 x 69 mm | 48 dB
→ page 22

-22 mm

SOCLE+RF
22 x 69 mm | 44 dB
→ page 22

-27 mm

13 mm x 39 mm

for wood and metal

BL
13 x 39 mm | 31 dB
→ page 23

-18 mm

14 mm x 47,5 mm

for wood, metal and PVC

GH
14 x 47,5 mm | 45 dB
→ see web-site or full catalog

20 - 42 mm

SOCLE+GH
14 x 47,5 mm | 45 dB
→ see web-site or full catalog

20 - 42 mm

15 mm x 30 mm

for wood, metal and PVC

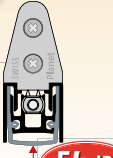
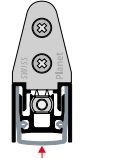
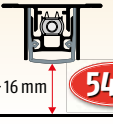
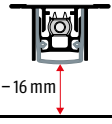

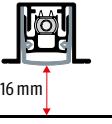
ZA
15 x 30 mm | 48 dB
→ page 23

NEW

22 mm


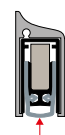
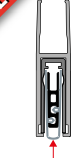
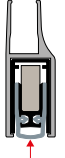
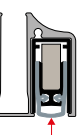

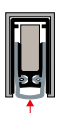
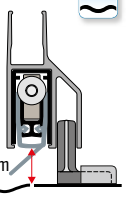
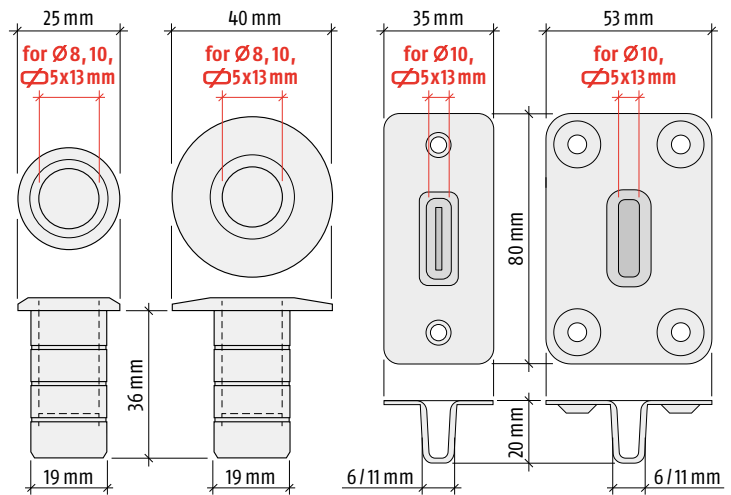
20 mm x 20 mm

for metal, PVC and wood

<p>MF-plus 19,8 x 20 mm 54 dB → page 9</p> <p>NEW</p>  <p>-16 mm 54 dB</p>	<p>MF 19,8 x 20 mm 50 dB → page 14</p>  <p>-16 mm</p>	<p>RO-plus 19,8 / 36 x 20 mm 54 dB → page 9</p> <p>NEW</p>  <p>-16 mm 54 dB</p>	<p>RO 19,8 / 36 x 20 mm 50 dB → page 14</p>  <p>-16 mm</p>	<p>RS 20,8 / 24 x 20 mm 50 dB → page 15</p> <p>PVC</p>  <p>-16 mm</p>	<p>PU 19,8 x 20 mm 50 dB → page 15</p>  <p>-16 mm</p>
--	---	---	--	--	---

Glass

for glass

<p>KG-S narrow Glass, 48 dB → page 18</p> <p>NEW</p>  <p>-16 mm</p>	<p>KG-S Glass, 48 dB → page 19</p>  <p>-18 mm</p>	<p>KG-F8 narrow Glass 8 mm, 48 dB → page 20</p> <p>NEW</p>  <p>-16 mm</p>	<p>KG-F10 F12 Glass 10 12 mm, 48 dB → page 20</p>  <p>-18 mm</p>	<p>KG-A8 A10 Glass 8 10 mm, 48 dB → page 21</p>  <p>-18 mm</p>	<p>KG-D8 D10 Glass 8 10 mm, 48 dB → page 21</p>  <p>-18 mm</p>
<p>KG-U Glass ≥ 12 mm, 48 dB → see web-site or full catalog</p>  <p>-18 mm</p>	<p>KG-SL10 Glass 10 mm, 44 dB → page 22</p>  <p>-18 mm</p>	<p>Planet floor strikes</p>  <p>25 mm for Ø 8, 10, Ø 5 x 13 mm 40 mm for Ø 8, 10, Ø 5 x 13 mm 35 mm for Ø 10, Ø 5 x 13 mm 53 mm for Ø 10, Ø 5 x 13 mm</p> <p>80 mm 20 mm 19 mm 6/11 mm</p>			

22 mm x 30 mm

for wood, metal and PVC

Planet X3
22 x 30 mm | 6A / 9A | 52 dB
→ page 12

NEW



lateral movement
2 - 6 mm

5 - 12 mm

NEW Planet BM-R

Versions for Planet KR flush bolt $\varnothing 5 \times 13$ mm and driving bar rods $\varnothing 5 \times 13$ mm, $\varnothing 8, 10$ and 14 mm → page 25

Planet BM

Versions for Planet KR flush bolt $\varnothing 5 \times 13$ mm and driving bar rods $\varnothing 5 \times 13$ mm and $\varnothing 10$ mm → see web-site or full catalog

NEW: Planet BM floor strikes with anti-rattle feature

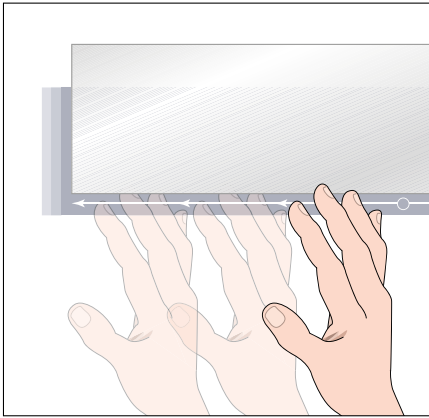
Planet selection table

Planet type		Planet US	Planet TW	Planet HS / -plus	Planet RH	Planet FT / -plus	Planet RF	Planet KT	Planet SL	Planet MinE-F	Planet MinE	Planet X3	Planet MF / -plus	Planet RO / -plus	Planet RS	Planet PU	Planet KG	Planet ZA	Planet SOCLE	Planet BL	Planet GH*	Planet Specials*	
Door material	Wood	●	●	●	●	●	●	●	●	●	●	●	●	●	●	●	●	●	●	●	●	●	
	Metal	●	●	●	●	●	●	●	●	●	●	●	●	●	●	●	●	●	●	●	●	●	
	PVC	●	●	●	●	●	●	●	●	●	●	●	●	●	●	●	●	●	●	●	●	●	
	Glass																	●					
Door type	Single doors – hinged	●	●	●	●	●	●	●	●	●	●	●	●	●	●	●	●	●	●	●	●	●	
	Double doors – hinged	●	●	●	●	●	●	●	●	●	●	●	●	●	●	●	●	●	●	●	●	●	
	Pivot doors			●	●	●	●	●	●														
	Sliding doors	●	●	●	●	●	●	●	●	●	●	●	●	●	●	●	●	●	●	●	●	●	
	Folding doors	●	●	●	●	●	●	●	●	●	●	●	●	●	●	●	●	●	●	●	●	●	
	Double action doors	●	●	●	●	●	●	●	●	●	●	●	●	●	●	●	●	●	●	●	●	●	
	WC-doors, forced ventilation									●	●											●	
	Comfort ventilation										●	●											●
	Airlock doors										●	●											●
	Circular doors						●	●									●						●
	Functions	Soundproof dB	●	●	●	●	●	●	●	●	●	●	●	●	●	●	●	●	●	●	●	●	●
Smokeproof RD		●	●	●	●	●	●	●	●			●	●	●	●	●	●	●	●	●	●	●	
Fire resistant FH		●	●	●	●	●	●	●	●	●	●	●	●	●	●	●	●	●	●	●	●	●	
Keeps out driving rain												●											
Double doors – hinged	Escape doors	●	●	●	●	●	●	●	●	●	●	●	●	●	●	●	●	●	●	●	●	●	
	Lead-lined doors																			●	●	●	
	Flush bolt for bottom + top			●	●	●	●	●	●	●	●	●	●	●	●	●	●	●	●	●	●	●	
	Drill hole Ø 8 mm			●	●	●	●	●	●	●	●	●	●	●	●	●	●	●	●	●	●	●	
Lengths	Drill hole ∅ 5 x 13 mm			●	●	●	●	●	●	●	●	●	●	●	●	●	●	●	●	●	●	●	
	Drill hole Ø 10 mm											●	●	●	●	●	●	●	●	●	●		
	from 220 mm			●	●	●	●	●	●	●	●	●	●	●	●	●	●	●	●	●	●	●	
	from 335 mm	●	●							●	●											●	
	from 400 mm																					●	
	from 460 mm								●													●	
	from 835 mm											●										●	
	up to 1460 mm											●										●	
up to 2000 mm									●	●											●		
up to 6000 mm	●	●	●	●	●	●	●	●	●	●	●	●	●	●	●	●	●	●	●	●	●		
Seal height	12 mm		●								●											●	
	16 mm		●									●	●	●	●	●	●					●	
	18 mm							●	●								●			●		●	
	20 mm	●								●		●	●	●	●	●	●	●	●	●	●	●	
	22 mm			●		●		●									●	●	●	●	●	●	
	24 mm	●								●												●	
	27 mm				●		●				●											●	
	42 mm																				●	●	
Fixing	Bottom fixed					●	●							●		●				●	●	●	
	Side fixed	●	●	●	●			●	●	●	●	●	●	●	●	●	●	●	●	●	●	●	
	Face fixed (Socle)					●	●												●	●	●	●	
	Bottom fixed with adhesive																●					●	
	Face fixed with adhesive																●					●	
For particularly uneven floors (bevel lip)	option bevel lip	●	●		●	●		●	●	●		●	●	●	●	●	●			●	●	●	
Accessories	Floor strikes			●	●	●	●	●	●	●	●	●	●	●	●	●	●	●	●	●	●	●	
	Threshold plate	●	●	●	●	●	●	●	●	●	●	●	●	●	●	●	●	●	●	●	●	●	
	Floor separation threshold	●	●	●	●	●	●	●	●	●	●	●	●	●	●	●	●	●	●	●	●	●	
	Planet accessories	●	●	●	●	●	●	●	●	●	●	●	●	●	●	●	●	●	●	●	●	●	

*see website or full catalog ● best possible application ● possible application ● as an option with bevelled lip for particularly uneven floors

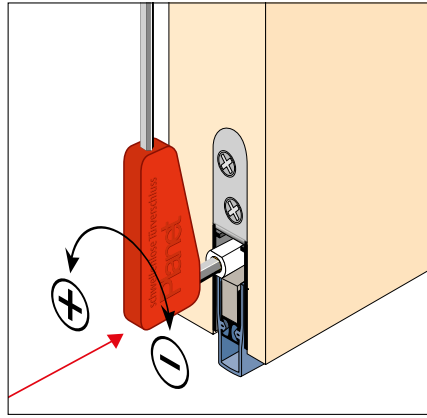
Precise adjustment of our Planet drop-down seals: silicone length / lift height / release knob

Silicone length adjustment



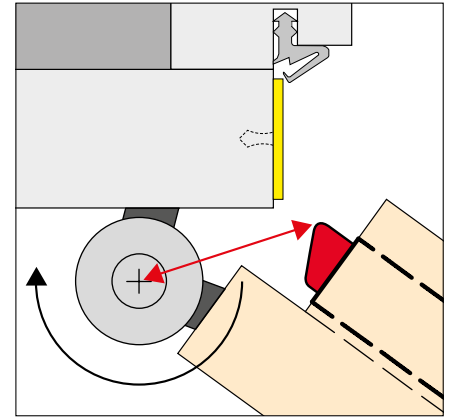
Massage the silicone from the center to the outside (possible on both sides)

Lift height adjustment



⊕ High lift height, great fold space
⊖ Small lift height, small fold space

Release knob adjustment

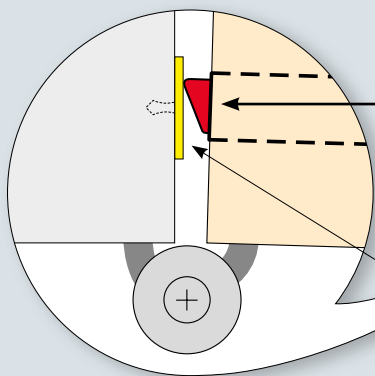


Correct final position of the release knob, the pin is away from the hinge pivot.

Please observe!

Adjust the lift height until the silicone lip tightens well on the floor at closed door.
Avoid any pressure carried out to the floor.

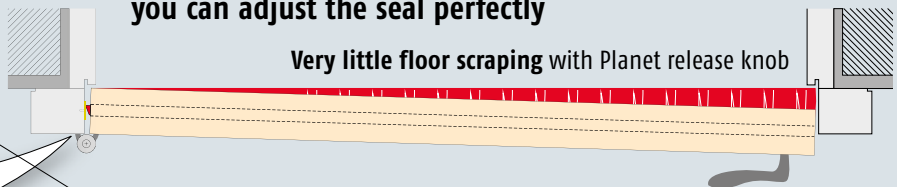
Simply smart – release knob from Planet



Best possible release

Because of the beveled Planet release knob, you can adjust the seal perfectly

Very little floor scraping with Planet release knob



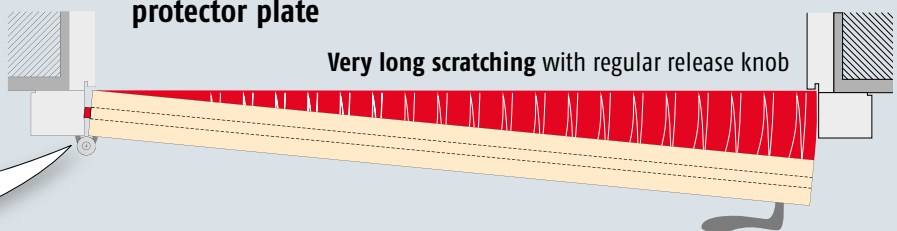
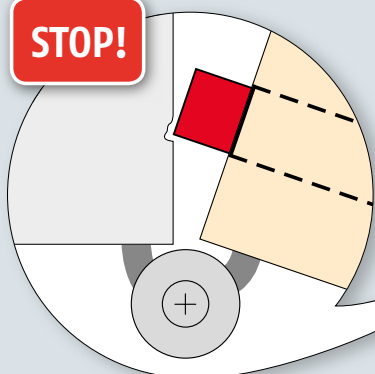
The wooden frame is protected with the Planet stopping plate against unwanted damage. (For wooden frames we always recommend our Planet stopping plate.)

STOP!

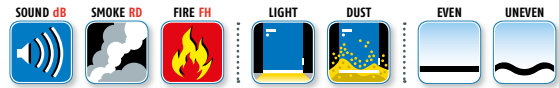
Released too soon – seal scrapes the floor

Frame damages without Planet frame protector plate

Very long scratching with regular release knob



Planet US – 8 mm only!



Profile size 8 x 30 ↓ 20



Main features

- Seal height up to ↓ 20 mm
- For hinged single and double doors (seal next to flush bolt / driving bar)
- Especially for small doors
- Silicone lip protected by deeper rebate
- Unilateral release with parallel drop down
- Blocks out sound and light
- Does not drag on the floor
- With optimal sealing, sound reduction of up to 48 dB
- Automatic compensation to inclined floors
- High-grade silicone lip, simple lift height adjustment
- Can be shortened to the next stock lengths
- Seal easily removed by detaching end brackets

VERSIONS			
US → RD 48 dB		US → FH + RD 48 dB	
Prod. code	Length mm	Prod. code	Length mm
23046	460	24046	460
23059	585	24059	585
23071	710	24071	710
23084	835	24084	835
23096	960	24096	960
23109	1085	24109	1085
23121	1210	24121	1210
23134	1335	24134	1335
23146	1460	24146	1460
23159	1585	24159	1585
23600	<6000	24600	<6000

Option

- For uneven floors

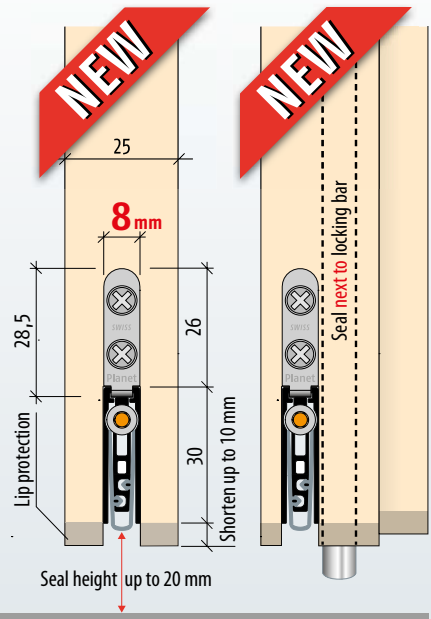

Planet US



Planet assembly set TW/US (wood)



Planet US next to flush bolt / locking bar – no drill hole



Groove size 8,1x30, 5–40 mm



Planet TW – 8 mm only!



Profile size 8 x 20 ↓ 12



Main features

- Seal height up to ↓ 12 mm
- Unilateral release with parallel drop down
- Does not drag on the floor
- Blocks out sound and light
- Automatic compensation to inclined floors
- With optimal sealing, sound reduction of up to 49 dB
- High-grade silicone lip, simple lift height adjustment
- Can be shortened to the next stock lengths
- Seal easily removed by detaching end brackets

VERSIONS			
TW → RD 49 dB		TW → FH + RD 49 dB	
Prod. code	Length mm	Prod. code	Length mm
20046	460	21046	460
20059	585	21059	585
20071	710	21071	710
20084	835	21084	835
20096	960	21096	960
20109	1085	21109	1085
20121	1210	21121	1210
20134	1335	21134	1335
20146	1460	21146	1460
20159	1585	21159	1585
20600	<6000	21600	<6000

Option

- For uneven floors

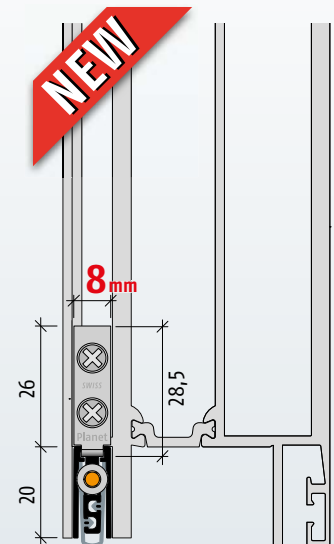
Planet TW



Planet assembly set TW/US (metal)



Option: for uneven floors



Groove size 8,1x20,5 mm



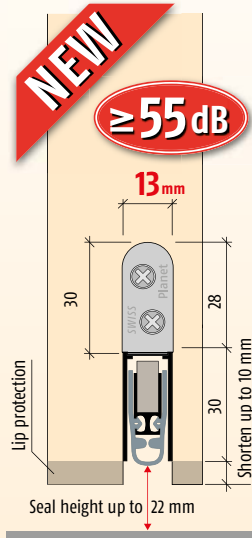
Planet HS-plus / Planet FT-plus



Planet HS-plus



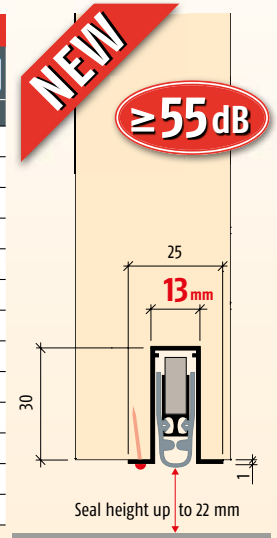
VERSIONS	
HS-plus → FH + RD 55 dB	
Prod. code	Length mm
77034-SD	335
77046-SD	460
77059-SD	585
77071-SD	710
77084-SD	835
77096-SD	960
77109-SD	1085
77121-SD	1210
77134-SD	1335
77146-SD	1460
77600-SD	<6000



Planet FT-plus



VERSIONS	
FT-plus → FH + RD 55 dB	
Prod. code	Length mm
71035-SD	350
71045-SD	450
71055-SD	550
71065-SD	650
71075-SD	750
71085-SD	850
71095-SD	950
71105-SD	1050
71115-SD	1150
71125-SD	1250
71135-SD	1350
71145-SD	1450
71600-SD	<6000



Main features

- With optimal sealing, sound reduction of up to ≤ 55 dB
- Seal height up to $\downarrow 22$ mm
- Planet HS-plus: Silicone lip protected by deeper rebate
- Door adjustable at bottom without removal
- Unilateral and soundless release, silent seal
- Due to parallel drop-down no trailing on the floor
- Automatic compensation for sloping floors
- For double leaf folding doors with flush bolt or driving bar
- High-grade silicone lip, simple lift height adjustment
- Can be shortened up to the next shorter length on stock
- No extra need to cut off silicone at both ends



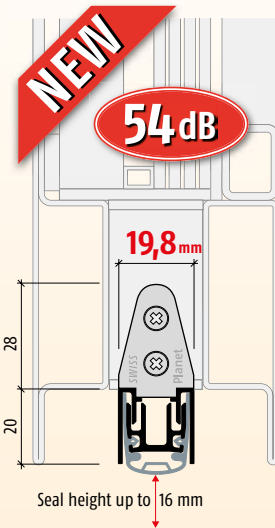
Planet MF-plus / Planet RO-plus



Planet MF-plus



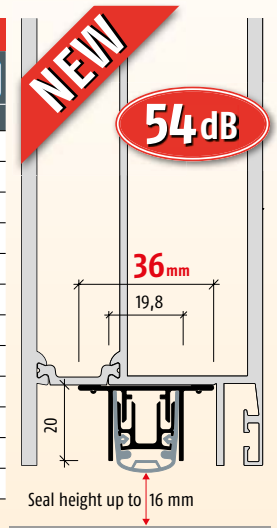
VERSIONS	
MF-plus → FH + RD 54 dB	
Prod. code	Length mm
51034-DD	335
51046-DD	460
51059-DD	585
51071-DD	710
51084-DD	835
51096-DD	960
51109-DD	1085
51121-DD	1210
51134-DD	1335
51146-DD	1460
51159-DD	1585
51600-DD	<6000



Planet RO-plus



VERSIONS	
RO-plus → FH + RD 54 dB	
Prod. code	Length mm
57034-DD	335
57046-DD	460
57059-DD	585
57071-DD	710
57084-DD	835
57096-DD	960
57109-DD	1085
57121-DD	1210
57134-DD	1335
57146-DD	1460
57159-DD	1585
57600-DD	<6000



Main features

- With optimal sealing, sound reduction of up to ≤ 54 dB
- Seal height up to $\downarrow 16$ mm
- Unilateral and soundless release, silent seal
- Due to parallel drop-down no trailing on the floor
- Automatic compensation for sloping floors
- For double leaf folding doors with flush bolt or driving bar
- High-grade silicone lip, simple lift height adjustment
- Can be shortened up to the next shorter length on stock
- No extra need to cut off silicone at both ends



Planet HS

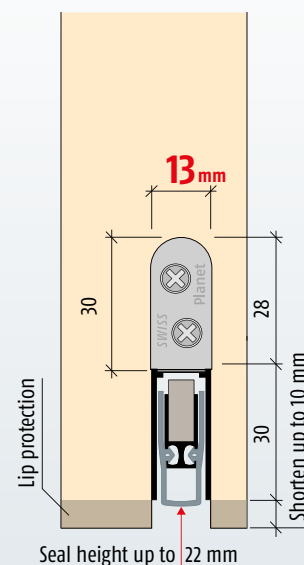


Profile size 13 x 30 ↓ 22

Main features

- Seal height up to ↓ 22 mm
- Silicone lip protected by deeper rebate
- Door adjustable at bottom without removal
- Unilateral release with parallel drop down
- Does not drag on the floor
- Automatic compensation to inclined floors
- One groove width for any requirement
- Even for hinged double doors with flush bolt or driving bar
- With optimal sealing, sound reduction of up to 48 dB
- High-grade silicone lip, simple lift height adjustment
- Can be shortened to the next stock lengths
- Seal easily removed by detaching end brackets

VERSIONS			
HS → RD 48 dB		HS → FH + RD 48 dB	
Prod. code	Length mm	Prod. code	Length mm
76034	335	77034	335
76046	460	77046	460
76059	585	77059	585
76071	710	77071	710
76084	835	77084	835
76096	960	77096	960
76109	1085	77109	1085
76121	1210	77121	1210
76134	1335	77134	1335
76146	1460	77146	1460
76600	<6000	77600	<6000



Groove size 13,1x30,5-40 mm



Planet HS

Assembly set HS



Planet RH for uneven floors

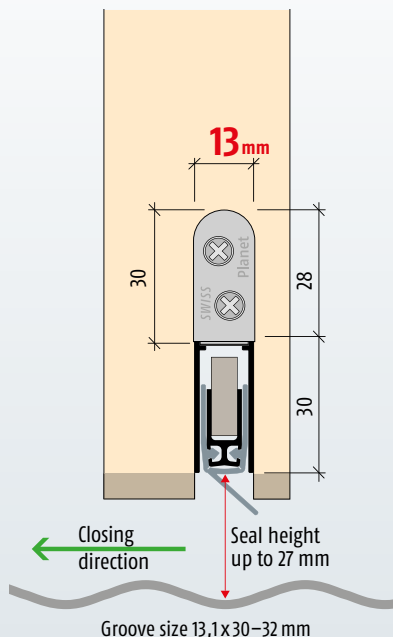


Profile size 13 x 30 ↓ 27

Main features

- Seal height up to ↓ 27 mm
- For humped, hollow, sloping and uneven floors
- Smooth bevelled silicone lip seal
- Compensation of inclined floor at 1000 mm door width: 15 mm
- Blocks out sound and light
- Unilateral release with parallel drop down
- Even for hinged double doors with flush bolt or driving bar
- With optimal sealing, sound reduction of up to 44 dB
- Can be shortened to the next stock lengths
- Seal easily removed by detaching end brackets

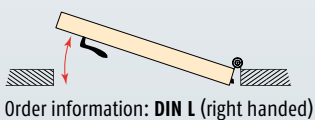
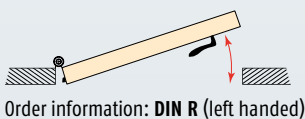
VERSIONS			
RH → RD 44 dB		RH → FH + RD 44 dB	
Prod. code	Length mm	Prod. code	Length mm
88034 L R	335	85034 L R	335
88046 L R	460	85046 L R	460
88059 L R	585	85059 L R	585
88071 L R	710	85071 L R	710
88084 L R	835	85084 L R	835
88096 L R	960	85096 L R	960
88109 L R	1085	85109 L R	1085
88121 L R	1210	85121 L R	1210
88134 L R	1335	85134 L R	1335
88146 L R	1460	85146 L R	1460
88600 L R	<6000	85600 L R	<6000



Groove size 13,1x30-32 mm



Planet RH



Planet FT



Profile size 13 x 30 ↓ 22

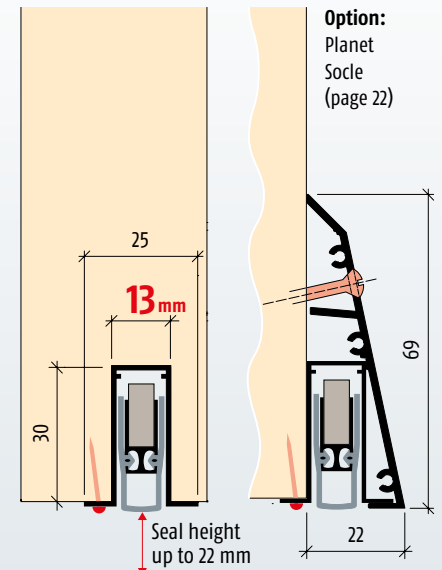
Main features

- Seal height up to ↓ 22 mm
- Unilateral release with parallel drop down
- Does not drag on the floor
- Automatic compensation to inclined floors
- One groove width for any requirement
- Even for hinged double doors with flush bolt or driving bar
- With optimal sealing, sound reduction of up to **48 dB**
- High-grade silicone lip, simple lift height adjustment
- Can be shortened to the next stock lengths

Option

Mounting with Planet Socle (page 20)

VERSIONS			
FT → RD 48 dB		FT → FH + RD 48 dB	
Prod. code	Length mm	Prod. code	Length mm
70035	350	71035	350
70045	450	71045	450
70055	550	71055	550
70065	650	71065	650
70075	750	71075	750
70085	850	71085	850
70095	950	71095	950
70105	1050	71105	1050
70115	1150	71115	1150
70125	1250	71125	1250
70135	1350	71135	1350
70145	1450	71145	1450
70600	<6000	71600	<6000



Option:
Planet Socle
(page 22)

Groove size 13,1x30,5 mm

Planet FT



Planet RF for uneven floors



Profile size 13 x 30 ↓ 27

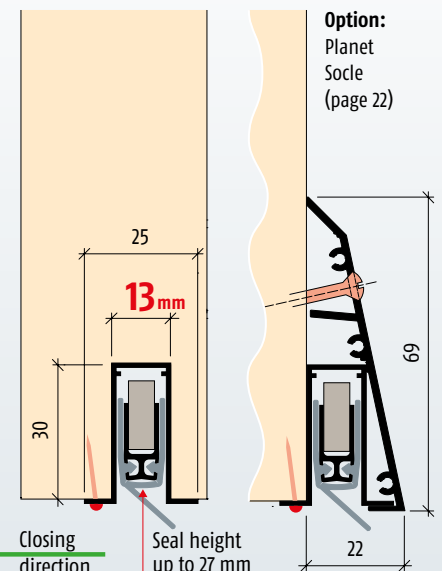
Main features

- Seal height up to ↓ 27 mm
- For humped, hollow, sloping and uneven floors
- Smooth bevelled silicone lip seal
- Compensation of inclined floor at 1000 mm door width: 15 mm
- Blocks out sound and light
- Unilateral release with parallel drop down
- Even for hinged double doors with flush bolt or driving bar
- With optimal sealing, sound reduction of up to **44 dB**
- Can be shortened to the next stock lengths

Option

Mounting with Planet Socle (page 20)

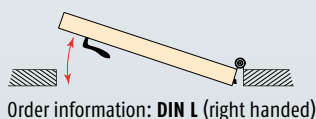
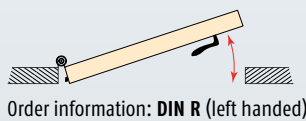
VERSIONS			
RF → RD 44 dB		RF → FH + RD 44 dB	
Prod. code	Length mm	Prod. code	Length mm
86035 L R	350	84035 L R	350
86045 L R	450	84045 L R	450
86055 L R	550	84055 L R	550
86065 L R	650	84065 L R	650
86075 L R	750	84075 L R	750
86085 L R	850	84085 L R	850
86095 L R	950	84095 L R	950
86105 L R	1050	84105 L R	1050
86115 L R	1150	84115 L R	1150
86125 L R	1250	84125 L R	1250
86135 L R	1350	84135 L R	1350
86145 L R	1450	84145 L R	1450
86600 L R	<6000	84600 L R	<6000



Option:
Planet Socle
(page 22)

Groove size 13,1x30,5 mm

Planet RF



Planet X3 – driving rain 6A/9A



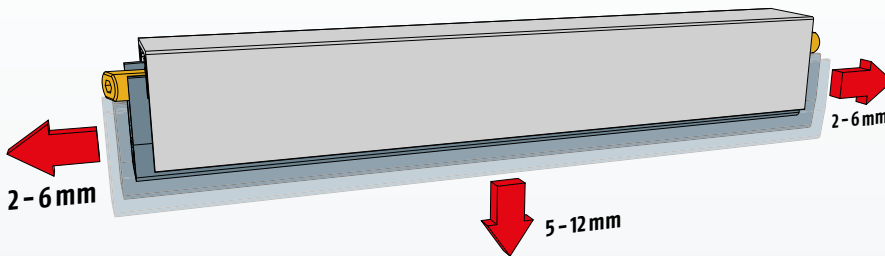
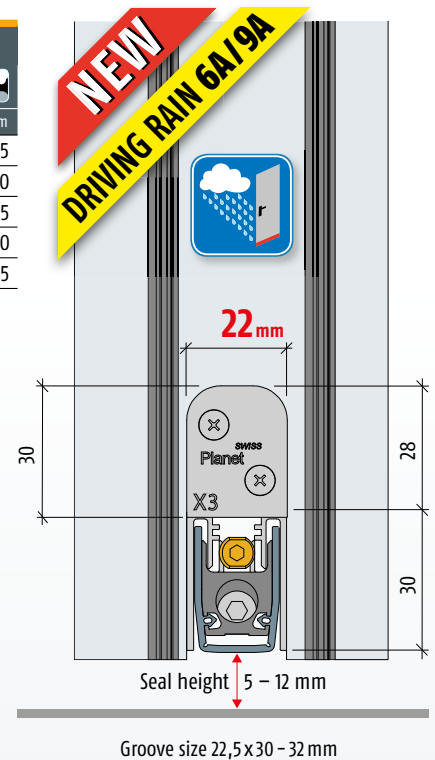
Profile size X3 | 22 x 30 | ↓ 5 – 12 | ↔ 2 – 6

Main features

- Keeps out driving rain (6A/9A, ift certified), for entrance doors and balcony doors
- No drainage channel** required
- 3 simultaneous sealing movements: downwards, to the left and to the right
- Seal height ↓ 5 – 12 mm, ↔ 2 – 6 mm
- Sound reduction up to 52 dB in case of an optimal sealing
- All 3 sealing movements (seal height / left / right) are separately adjustable
- Release on both sides
- Automatic compensation at inclined floors
- High-grade silicone lip
- Can be shortened up to the next shorter length on stock with Planet set for shortening X3

VERSIONS			
X3 → RD 52 dB trimmable		X3 → RD 52 dB, made to measure, ready for installation	
Prod. code	Length mm	Prod. code	Length mm
200096	960	203096	960 – 835
200109	1085	203109	1085 – 960
200121	1210	203121	1210 – 1085
200134	1335	203134	1335 – 1210
200146	1460	203146	1460 – 1335

IMPORTANT: Seal must be assembled



3 simultaneous sealing movements: to the left, downwards and to the right


Planet X3 keeps out driving rain 6A/9A, ift certified




Planet X3



Planet assembly set X3 for wooden doors (standard)



Planet assembly set X3 for metal doors (option)




Planet assembly set X3 for PVC doors (on request)



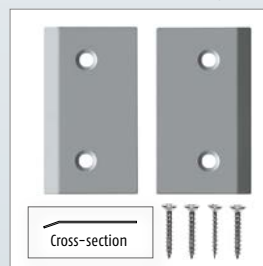
Planet set for shortening X3 (standard) and Planet cut assistance X3 (option) for simple cutting of the silicone lip



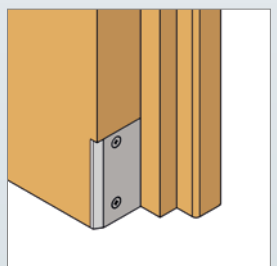
Planet corner plate set X3, alu., inclined contact surface (option)




Planet corner plate set X3, sheet m., inclined contact surface (option)



Installing example corner plate set X3, aluminium, installed on frame



Planet X3-Set – driving rain

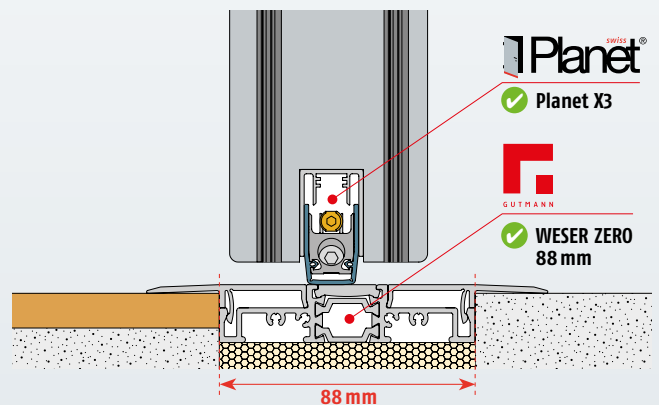
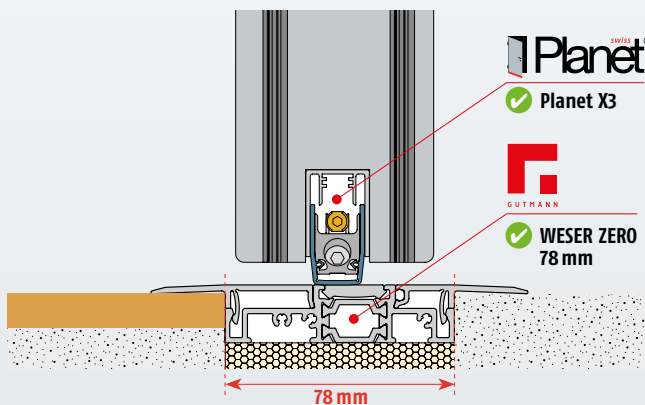


Planet sealing set

- 1 Packaging
- 2 Planet drop-down seal X3
- 3 Planet X3 installation instructions
- 4 Planet assembly set X3 (wood)
- 5 Planet corner plate set X3 (sheet met.)
- 6 Planet set for shortening X3 incl. instructions

Gutmann threshold set

- 7 Base body threshold
- 8 Cover
- 9 Groove cover gasket
- 10 Filler piece
- 11 Threshold support
- 12 Screw kit



VERSIONS	
Planet X3-Set WESER ZERO 78 Planet X3, can be shortened; Gutmann WESER ZERO 78 mm, silver anodised	X3 WESER ZERO 78 mm
Complete-set	Seal must be assembled
	● 1085 >960 Prod. code 230109
	● 1210 >1085 Prod. code 230121
● 1335 >1210 Prod. code 230134	

VERSIONS	
Planet X3-Set WESER ZERO 88 Planet X3, can be shortened; Gutmann WESER ZERO 88 mm, silver anodised	X3 WESER ZERO 88 mm
Complete-set	Seal must be assembled
	● 1085 >960 Prod. code 231109
	● 1210 >1085 Prod. code 231121
● 1335 >1210 Prod. code 231134	

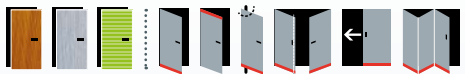
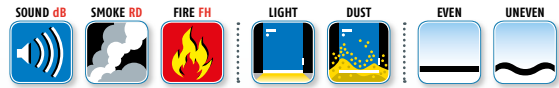
Options / Accessories

Cut on fixed dimension Planet X3-Set Planet X3, threshold WESER ZERO made to size	Prod. code 900959
---	-------------------

Oversize length threshold WESER ZERO xx mm WESER ZERO made to size (max. 2,5 m)	Prod. code 900960
---	-------------------

*10 filler piece 3 times enclosed

Planet KT



Profile size 13 x 25 ↓ 18

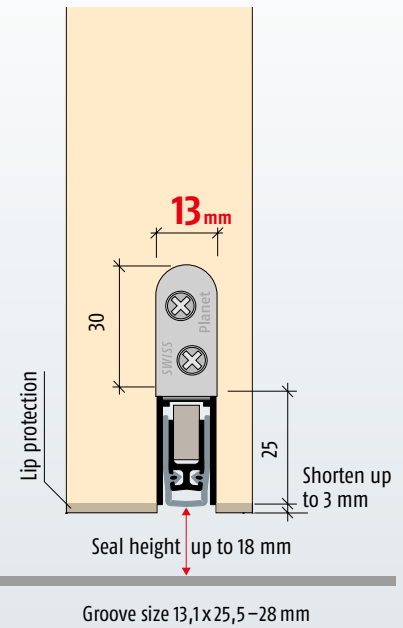
Main features

- Seal height up to ↓ 18 mm
- Silicone lip protected by deeper rebate
- Door adjustable at bottom without removal
- Unilateral release with parallel drop down
- Does not drag on the floor
- Automatic compensation to inclined floors
- Even for hinged double doors with flush bolt or driving bar
- With optimal sealing, sound reduction of up to 48 dB
- High-grade silicone lip, simple lift height adjustment
- Can be shortened to the next stock lengths
- Seal easily removed by detaching end brackets

Option

- For uneven floor

VERSIONS			
KT → RD 48 dB		KT → FH + RD 48 dB	
Prod. code	Length mm	Prod. code	Length mm
30034	335	31034	335
30046	460	31046	460
30059	585	31059	585
30071	710	31071	710
30084	835	31084	835
30096	960	31096	960
30109	1085	31109	1085
30121	1210	31121	1210
30134	1335	31134	1335
30146	1460	31146	1460
30600	<6000	31600	<6000



Planet KT



Assembly set HS



Option: for uneven floors



Planet SL (Sliding doors)



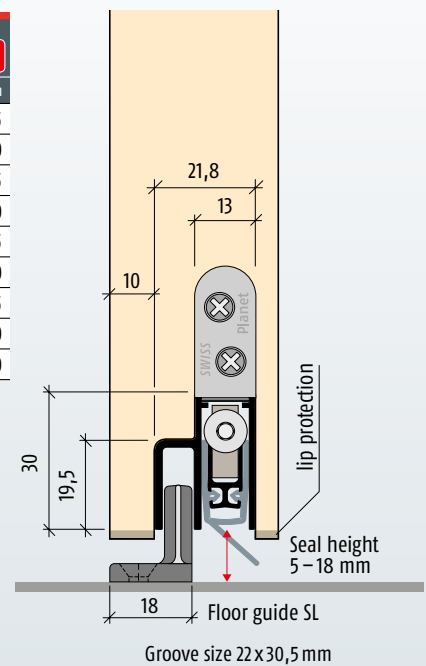
Profile size 21,8 x 30 ↓ 18

Main features

- Seal height from ↓ 5 – 18 mm
- Planet SL for sliding doors
- Compact, space-saving solution with integrated floor guide groove
- Floor guide enclosed, adjustable
- Lock-side release with parallel drop down
- Automatic compensation to inclined floors
- Sound reduction to 44 dB (at 7 mm clearance door to floor)
- High-grade silicone lip, simple lift height adjustment
- Can be shortened to the next stock lengths
- Seal easily removed by detaching end brackets
- Please plan for a door lock (hook trap or retention by rolls)

VERSIONS			
SL → RD 42 dB		SL → FH + RD 42 dB	
Prod. code	Length mm	Prod. code	Length mm
73059 L R	585	74059 L R	585
73071 L R	710	74071 L R	710
73084 L R	835	74084 L R	835
73096 L R	960	74096 L R	960
73109 L R	1085	74109 L R	1085
73121 L R	1210	74121 L R	1210
73134 L R	1335	74134 L R	1335
73146 L R	1460	74146 L R	1460
73600 L R	<6000	74600 L R	<6000

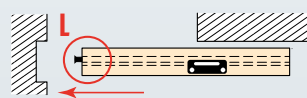
Select L or R when ordering – see diagram below



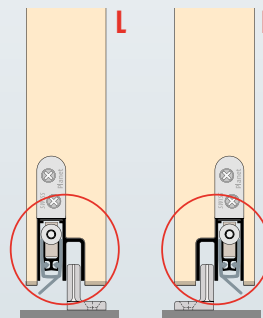
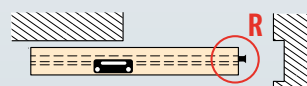
Planet SL



Planet SL assembly L, with floor guide, release on lock side



Planet SL assembly R, with floor guide, release on lock side



Planet MinE-F/S | MinE-F/V



Profile size 8x30 und 25x43 ↓ 20

(F=For rebated doors, S=Soundproof, V=Ventilation)

Main features

- Seal height up to ↓ 20 mm
- Blocking of sound while allowing air to flow through
- Sound reduction at an air gap of 7 mm:
MinE-F/S: 27 dB | MinE-F/V: 23 dB
- Max. air passage MinE-F/S: 200 m³/h | MinE-F/V: 250 m³/h
- Readings (with door width 1050 mm):
MinE-F/S: 30 m³/h with 3,9 Pa | MinE-F/V: 40 m³/h with 3,2 Pa
- Air circulation / air compensation
- High-grade silicone lip, simple lift height adjustment
- Automatic compensation to inclined floors
- Can be shortened to the next stock lengths
- Seal easily removed by detaching end brackets

VERSIONS			
MinE-F/S → 27 dB		MinE-F/V → 23 dB	
Prod. code	Length mm	Prod. code	Length mm
40034F	335	44034F	335
40046F	460	44046F	460
40059F	585	44059F	585
40071F	710	44071F	710
40084F	835	44084F	835
40096F	960	44096F	960
40109F	1085	44109F	1085
40121F	1210	44121F	1210
40134F	1335	44134F	1335
40146F	1460	44146F	1460
40200F	<2000	44200F	<2000

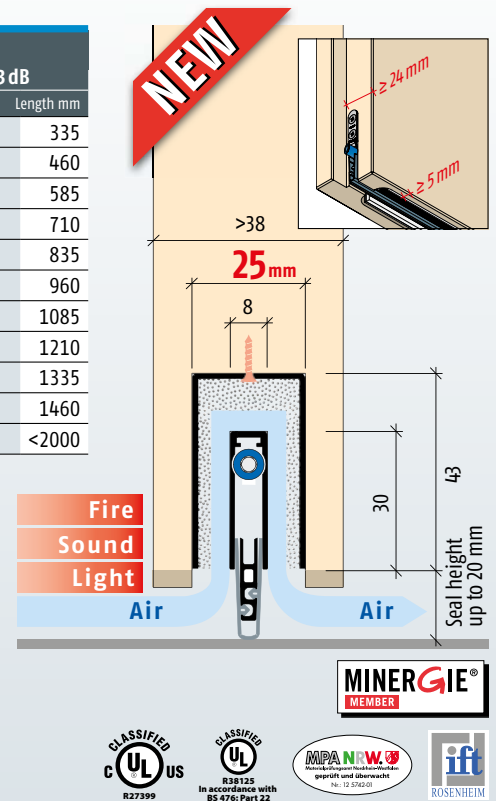



Option

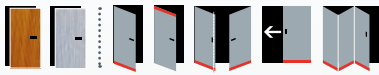
- For uneven floor



Perfect for rebated doors



Planet MinE-S | MinE-V



Profile size 13x30 und 30x43 ↓ 27

(S=Soundproof, V=Ventilation)

Main features

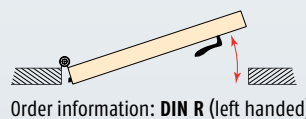
- Seal height up to ↓ 27 mm
- Blocking of sound while allowing air to flow through
- Sound reduction at an air gap of 7 mm:
MinE-S: 27 dB | MinE-V: 23 dB
- Max. air passage MinE-S: 200 m³/h | MinE-V: 250 m³/h
- Readings (with door width 1050 mm):
MinE-S: 30 m³/h with 3,9 Pa | MinE-V: 40 m³/h with 3,2 Pa
- Air circulation / air compensation
- High-grade silicone lip, simple lift height adjustment
- Compensation of inclined floor at 1000 mm door width: 15 mm
- Can be shortened to the next stock lengths
- Seal easily removed by detaching end brackets

VERSIONS			
MinE-S → 27 dB		MinE-V → 23 dB	
Prod. code	Length mm	Prod. code	Length mm
40034L R	335	44034L R	335
40046L R	460	44046L R	460
40059L R	585	44059L R	585
40071L R	710	44071L R	710
40084L R	835	44084L R	835
40096L R	960	44096L R	960
40109L R	1085	44109L R	1085
40121L R	1210	44121L R	1210
40134L R	1335	44134L R	1335
40146L R	1460	44146L R	1460
40200L R	<2000	44200L R	<2000

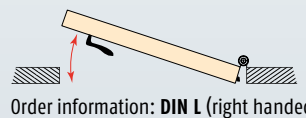


Planet MinE-S (Soundproof)

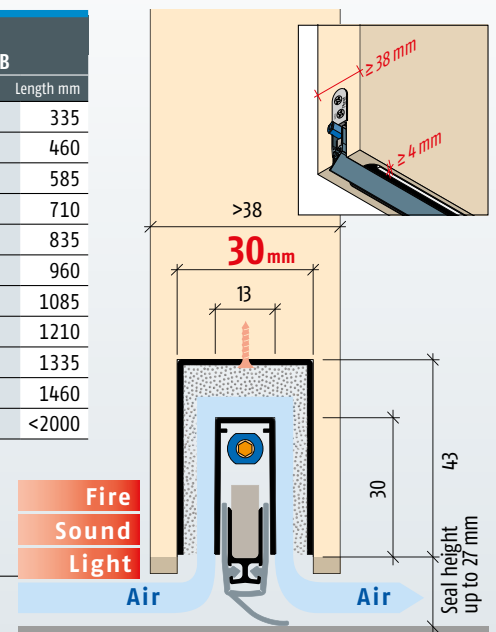
Planet MinE-V (Ventilation)



Order information: DIN R (left handed)



Order information: DIN L (right handed)



Planet MF for aluminum/metal (and wood)



Profile size 19,8 x 20 ↓ 16

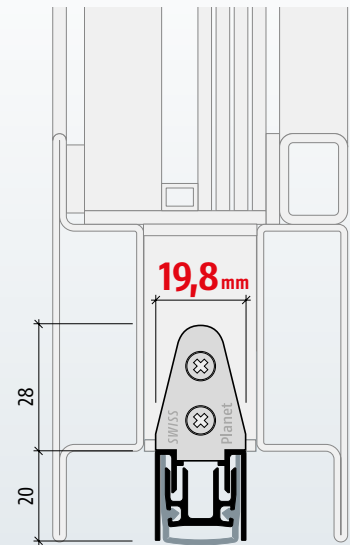
Main features

- Seal height up to ↓ 16 mm
- Unilateral release with parallel drop down
- Does not drag on the floor
- Automatic compensation to inclined floors
- Even for hinged double doors with flush bolt or driving bar
- Sound reduction to 50 dB (at 7 mm clearance door to floor)
- High-grade silicone lip, simple lift height adjustment
- Can be shortened to the next stock lengths
- Seal easily removed by detaching end brackets

Option

- For uneven floors

VERSIONS			
MF → RD 50 dB		MF → FH + RD 50 dB	
Prod. code	Length mm	Prod. code	Length mm
50034	335	51034	335
50046	460	51046	460
50059	585	51059	585
50071	710	51071	710
50084	835	51084	835
50096	960	51096	960
50109	1085	51109	1085
50121	1210	51121	1210
50134	1335	51134	1335
50146	1460	51146	1460
50159	1585	51159	1585
50600	<6000	51600	<6000



Seal height up to 16 mm

Groove size 20 x 20,5-25 mm

Planet MF



Option: for uneven floors



Assembly set for metal doors (standard)



Planet RO for metal



Profile size 19,8 | 36 x 20 ↓ 16

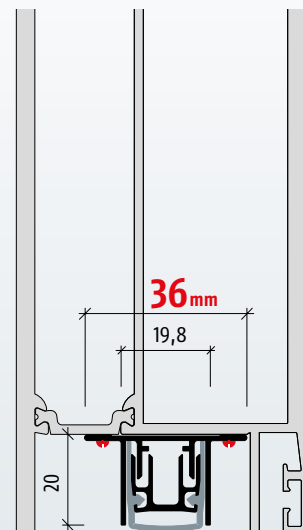
Main features

- Seal height up to ↓ 16 mm
- Unilateral release with parallel drop down
- Does not drag on the floor
- Automatic compensation to inclined floors
- Even for hinged double doors with flush bolt or driving bar
- Sound reduction to 50 dB (at 7 mm clearance door to floor)
- High-grade silicone lip, simple lift height adjustment
- Can be shortened to the next stock lengths

Option

- For uneven floors

VERSIONS			
RO → RD 50 dB		RO → FH + RD 50 dB	
Prod. code	Length mm	Prod. code	Length mm
56034	335	57034	335
56046	460	57046	460
56059	585	57059	585
56071	710	57071	710
56084	835	57084	835
56096	960	57096	960
56109	1085	57109	1085
56121	1210	57121	1210
56134	1335	57134	1335
56146	1460	57146	1460
56159	1585	57159	1585
56600	<6000	57600	<6000



Seal height up to 16 mm

Planet RO



Option: for uneven floors



Planet RS for PVC



Profile size 20,8 | 24 x 20 ↓ 16

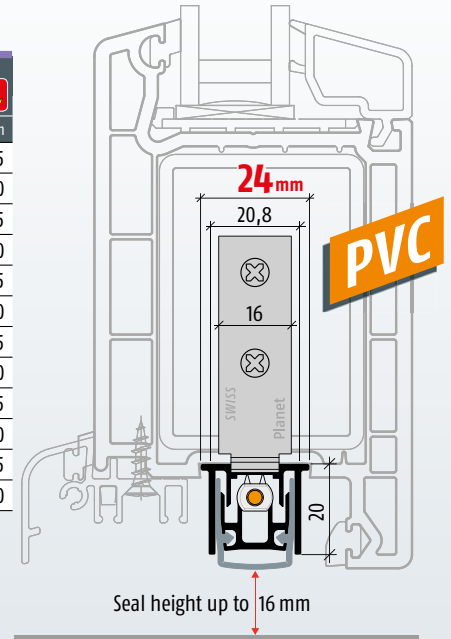
Main features

- Fixing bracket suitable for ↓ 16 mm Euro groove
- Suitable for 24 mm entry door groove
- Unilateral release with parallel drop down
- Does not drag on the floor
- Automatic compensation to inclined floors
- Even for hinged double doors with flush bolt or driving bar
- Sound reduction to 50 dB (at 7 mm clearance door to floor)
- High-grade silicone lip, simple lift height adjustment
- Mounting set for all popular system manufacturers
- Can be shortened to the next stock length

VERSIONS			
RS → RD 50 dB		RS → FH + RD 50 dB	
Prod. code	Length mm	Prod. code	Length mm
55034	335	59034	335
55046	460	59046	460
55059	585	59059	585
55071	710	59071	710
55084	835	59084	835
55096	960	59096	960
55109	1085	59109	1085
55121	1210	59121	1210
55134	1335	59134	1335
55146	1460	59146	1460
55159	1585	59159	1585
55600	<6000	59600	<6000

Option


- For uneven floors
- RS-plus 54 dB for best sound protection




Planet RS



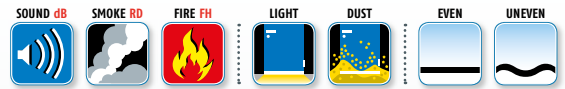
Option: for uneven floors



Assembly set RS



Planet PU for metal, wood



Profile size 19,8 x 20 ↓ 16

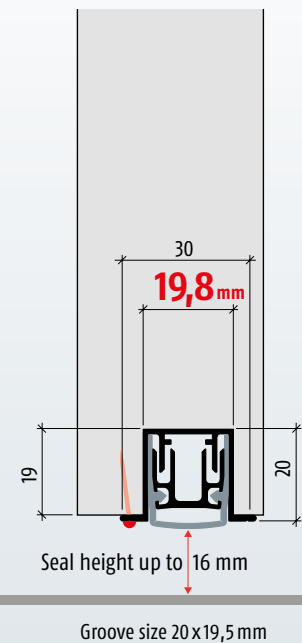
Main features

- Seal height up to ↓ 16 mm
- Unilateral release with parallel drop-down
- Does not drag on the floor
- Automatic compensation to inclined floors
- Even for hinged double doors with flush bolt or driving bar
- Sound reduction to 50 dB (at 7 mm space to the floor)
- High-grade silicone lip, simple lift height adjustment
- Can be shortened to the next stock length

VERSIONS			
PU → RD 50 dB		PU → FH + RD 50 dB	
Prod. code	Length mm	Prod. code	Length mm
53034 L R	335	54034 L R	585
53046 L R	460	54046 L R	585
53059 L R	585	54059 L R	585
53071 L R	710	54071 L R	710
53084 L R	835	54084 L R	835
53096 L R	960	54096 L R	960
53109 L R	1085	54109 L R	1085
53121 L R	1210	54121 L R	1210
53134 L R	1335	54134 L R	1335
53146 L R	1460	54146 L R	1460
53159 L R	1585	54159 L R	1585
53600 L R	<6000	54600 L R	<6000

Option

- For uneven floors
- PU-plus 54 dB for best sound protection



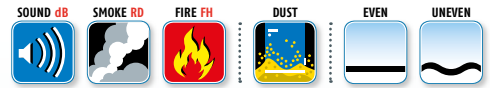
Planet PU



Option: for uneven floors



Planet KG-S narrow



Profile size 11,5 x 18 ↓ 16



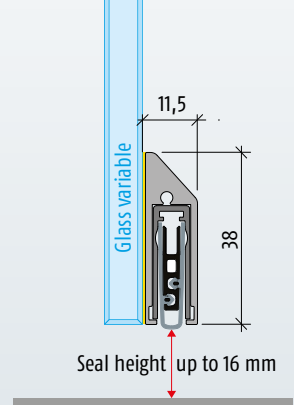
Main features

- Seal height up to ↓ 16 mm
- Planet KG-S narrow face fixed with UV adhesive or double-sided adhesive tape
- Planet drop-down seal cemented in the S protection profile
- Unilateral release with parallel drop down
- Does not drag on the floor
- Automatic compensation to inclined floors
- Sound reduction to **48 dB** (at 7 mm floor to door clearance)
- Can be shortened to the next stock lengths

Option

- For uneven floors
- For sliding doors
- Stainless steel satin anodised

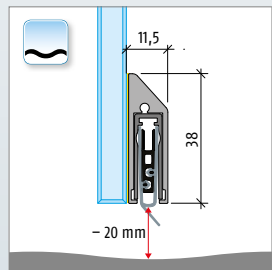
VERSIONS		VERSIONS	
KG-S narrow → RD 48 dB		KG-S narrow → FH + RD 48 dB	
Silver anodised EV1		Silver anodised EV1	
Prod. code	Length mm	Prod. code	Length mm
38046-Ss	459	39046-Ss	459
38059-Ss	584	39059-Ss	584
38071-Ss	709	39071-Ss	709
38084-Ss	834	39084-Ss	834
38096-Ss	959	39096-Ss	959
38109-Ss	1084	39109-Ss	1084
38121-Ss	1209	39121-Ss	1209
38134-Ss	1334	39134-Ss	1334
38146-Ss	1459	39146-Ss	1459
38200-Ss	<6000	39200-Ss	<6000



Planet KG-S narrow




Option: for uneven floors



Quick install:
With the screw you can fix the seal in no time and the door is immediately ready to use!



Planet KG-SM-Set narrow



Profile size 11,5 x 38 ↓ 16



Main features

- Seal height up to ↓ 16 mm
- Planet KG-S narrow face fixed with double-sided adhesive tape
- Planet drop-down seal cemented in the S protection profile
- Unilateral release with parallel drop down
- Does not drag on the floor
- Automatic compensation to inclined floors
- Sound reduction to **48 dB** (at 7 mm floor to door clearance)
- Can be shortened to the next stock lengths

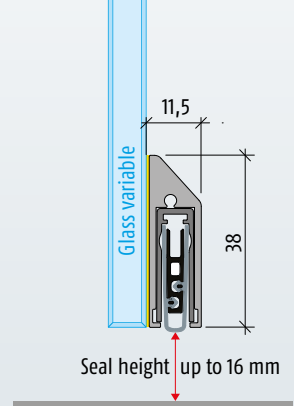
Option

- For uneven floors
- For sliding doors
- Stainless steel satin anodised


VERSIONS	
KG-SM-Set narrow → RD 48 dB	
Silver anodised EV1	
Prod. code	Length mm
38046-SMs	459
38059-SMs	584
38071-SMs	709
38084-SMs	834
38096-SMs	959
38109-SMs	1084
38121-SMs	1209
38134-SMs	1334
38146-SMs	1459
38200-SMs	<6000



Quick install:
With the screw you can fix the seal in no time and the door is immediately ready to use!





Planet KG-S narrow



Complete Planet KG-SM-Set narrow



Planet KG-S



Profile size 16,5 x 35 ↓ 18

Main features


- Seal height up to ↓ 18 mm
- Planet KG-S face fixed with UV adhesive or double-sided adhesive tape
- Planet drop-down seal cemented in the S protection profile
- Unilateral release with parallel drop down
- Does not drag on the floor
- Automatic compensation to inclined floors
- Sound reduction to **48 dB** (at 7 mm floor to door clearance)
- Can be shortened to the next stock lengths

Option

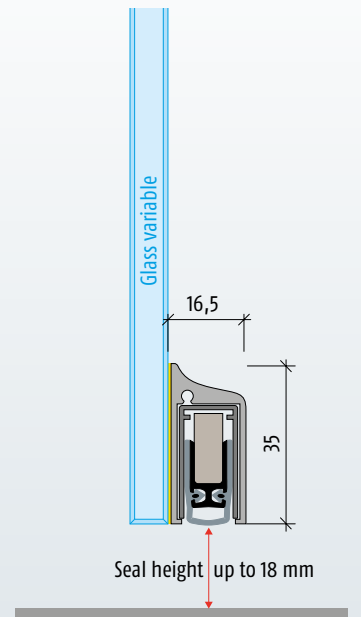
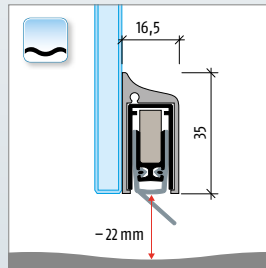
- For uneven floors
- For sliding doors
- Stainless steel satin anodised

VERSIONS			
KG-S		KG-S	
→ RD 48 dB		→ FH + RD 48 dB	
Silver anodised EV1		Silver anodised EV1	
Prod. code	Length mm	Prod. code	Length mm
38046-S	459	39046-S	459
38059-S	584	39059-S	584
38071-S	709	39071-S	709
38084-S	834	39084-S	834
38096-S	959	39096-S	959
38109-S	1084	39109-S	1084
38121-S	1209	39121-S	1209
38134-S	1334	39134-S	1334
38146-S	1459	39146-S	1459
38200-S	<6000	39200-S	<6000

Planet KG-S



Option: for uneven floors



Planet KG-SM-Set



Profile size 16,5 x 35 ↓ 18

Main features


- Seal height up to ↓ 18 mm
- Planet KG-S face fixed with double-sided adhesive tape
- Planet drop-down seal cemented in the S protection profile
- Unilateral release with parallel drop down
- Does not drag on the floor
- Automatic compensation to inclined floors
- Sound reduction to **48 dB** (at 7 mm floor to door clearance)
- Can be shortened to the next stock lengths

Option

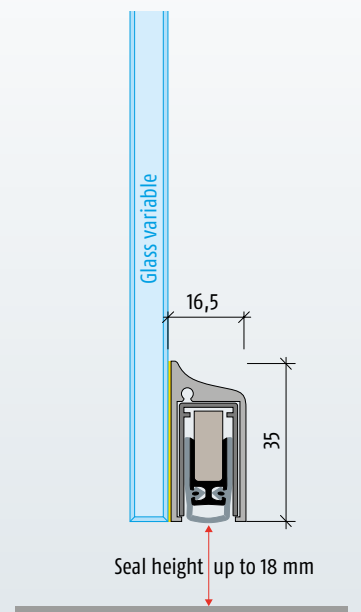
- For uneven floors
- For sliding doors
- Stainless steel satin anodised

VERSIONS	
KG-SM-Set	
→ RD 48 dB	
Silver anodised EV1	
Prod. code	Length mm
38046-SM	459
38059-SM	584
38071-SM	709
38084-SM	834
38096-SM	959
38109-SM	1084
38121-SM	1209
38134-SM	1334
38146-SM	1459
38200-SM	<6000

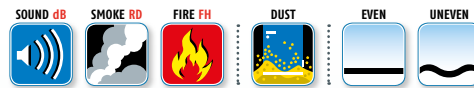
Planet KG-S



Complete Planet KG-SM-Set



Planet KG-F8 narrow



Profile size 11,5 x 46 ↓ 16

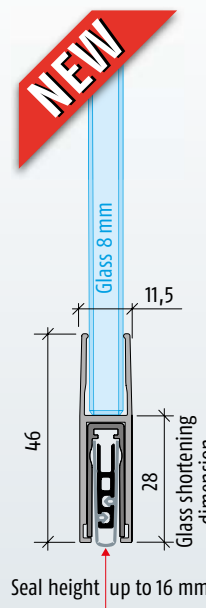
Main features

- Seal height up to ↓ 16 mm
- For hinged single and double frameless glass doors, 8 mm and VSG
- Drop-down seal for pushing on and bonding
- Unilateral release with parallel drop down
- Does not drag on the floor
- Automatic compensation to inclined floors
- Sound reduction to **48 dB** (at 7 mm clearance door to floor)
- Can be shortened to the next stock lengths

Option

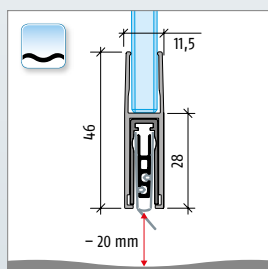
- For uneven floors
- For sliding doors
- Stainless steel satin anodised

VERSIONS			
KG-F8 narrow → RD 48 dB		KG-F8 narrow → FH + RD 48 dB	
Silver anodised EV1		Silver anodised EV1	
Prod. code	Length mm	Prod. code	Length mm
38046-F8s	459	39046-F8s	459
38059-F8s	584	39059-F8s	584
38071-F8s	709	39071-F8s	709
38084-F8s	834	39084-F8s	834
38096-F8s	959	39096-F8s	959
38109-F8s	1084	39109-F8s	1084
38121-F8s	1209	39121-F8s	1209
38134-F8s	1334	39134-F8s	1334
38146-F8s	1459	39146-F8s	1459
38160-F8s	<6000	39160-F8s	<6000




Planet KG-F8 narrow

Option: for uneven floors



Planet KG-F10 | F12



Profile size 16,5 x 46 | 52 ↓ 18

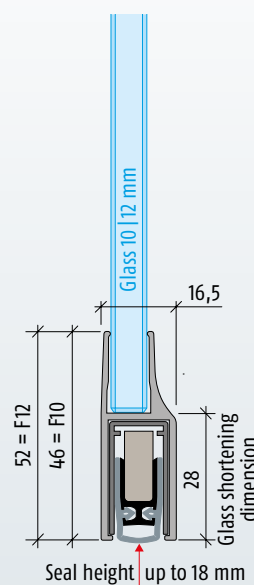
Main features

- Seal height up to ↓ 18 mm
- For hinged single and double frameless glass doors, 10 and 12 mm thick
- Drop-down seal for pushing on and bonding
- Unilateral release with parallel drop down
- Does not drag on the floor
- Automatic compensation to inclined floors
- Sound reduction to **48 dB** (at 7 mm clearance door to floor)
- Can be shortened to the next stock lengths

Option

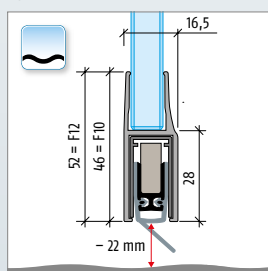

- For uneven floors
- For sliding doors
- Stainless steel satin anodised

VERSIONS			
KG-F10 F12 → RD 48 dB		KG-F10 F12 → FH + RD 48 dB	
Silver anodised EV1		Silver anodised EV1	
Prod. code	Length mm	Prod. code	Length mm
38046-F10 F12	459	39046-F10 F12	459
38059-F10 F12	584	39059-F10 F12	584
38071-F10 F12	709	39071-F10 F12	709
38084-F10 F12	834	39084-F10 F12	834
38096-F10 F12	959	39096-F10 F12	959
38109-F10 F12	1084	39109-F10 F12	1084
38121-F10 F12	1209	39121-F10 F12	1209
38134-F10 F12	1334	39134-F10 F12	1334
38146-F10 F12	1459	39146-F10 F12	1459
38160-F10 F12	<6000	39160-F10 F12	<6000

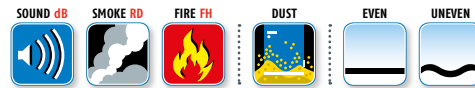


Planet KG-F10 | F12

Option: for uneven floors



Planet KG-A8 | A10



Profile size 16,5 x 35 ↓ 18

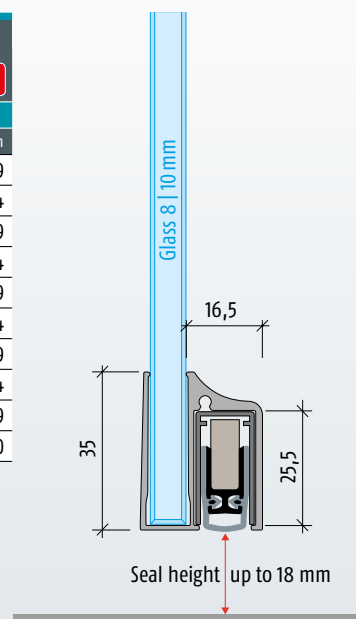
Main features

- Seal height up to ↓ 18 mm
- For hinged single and double frameless glass doors, 8 and 10 mm thick
- Drop-down seal for pushing on and bonding
- Unilateral release with parallel drop down
- Does not drag on the floor
- Automatic compensation to inclined floors
- Sound reduction to **48 dB** (at 7 mm clearance door to floor)
- Can be shortened to the next stock lengths


Option

- For uneven floors
- For sliding doors
- Stainless steel satin anodised

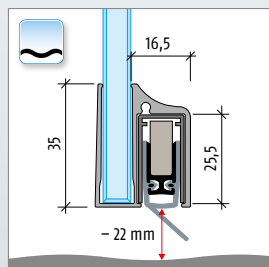
VERSIONS			
KG-A8 A10 → RD 48 dB		KG-A8 A10 → FH + RD 48 dB	
Silver anodised EV1		Silver anodised EV1	
Prod. code	Length mm	Prod. code	Length mm
38046-A8 A10	459	39046-A8 A10	459
38059-A8 A10	584	39059-A8 A10	584
38071-A8 A10	709	39071-A8 A10	709
38084-A8 A10	834	39084-A8 A10	834
38096-A8 A10	959	39096-A8 A10	959
38109-A8 A10	1084	39109-A8 A10	1084
38121-A8 A10	1209	39121-A8 A10	1209
38134-A8 A10	1334	39134-A8 A10	1334
38146-A8 A10	1459	39146-A8 A10	1459
38200-A8 A10	<6000	39200-A8 A10	<6000




Planet KG-A10



Option: for uneven floors



Planet KG-D8 | D10



Profile size 16,5 x 28 | 35 ↓ 18

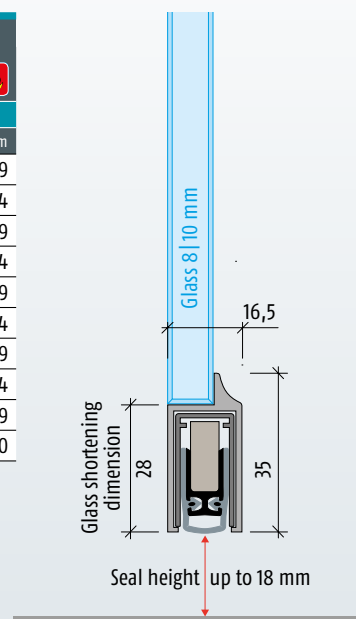
Main features

- Seal height up to ↓ 18 mm
- For hinged single and double frameless glass doors, 8-10mm thick
- Seal cemented in the D8 protection profile
- Unilateral release with parallel drop down
- Does not drag on the floor
- Automatic compensation to inclined floors
- Sound reduction to **48 dB** (at 7 mm clearance door to floor)
- Can be shortened to the next stock lengths


Option

- For uneven floors
- For sliding doors
- Stainless steel satin anodised

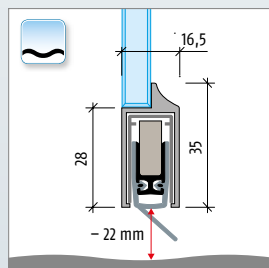
VERSIONS			
KG-D8 D10 → RD 48 dB		KG-D8 D10 → FH + RD 48 dB	
Silver anodised EV1		Silver anodised EV1	
Prod. code	Length mm	Prod. code	Length mm
38046-D8 D10	459	39046-D8 D10	459
38059-D8 D10	584	39059-D8 D10	584
38071-D8 D10	709	39071-D8 D10	709
38084-D8 D10	834	39084-D8 D10	834
38096-D8 D10	959	39096-D8 D10	959
38109-D8 D10	1084	39109-D8 D10	1084
38121-D8 D10	1209	39121-D8 D10	1209
38134-D8 D10	1334	39134-D8 D10	1334
38146-D8 D10	1459	39146-D8 D10	1459
38200-D8 D10	<6000	39200-D8 D10	<6000



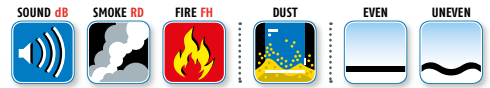
Planet KG-D10



Option: for uneven floors



Planet KG-SL10 (Sliding doors)



Profile size 25 x 46 ↓ 18



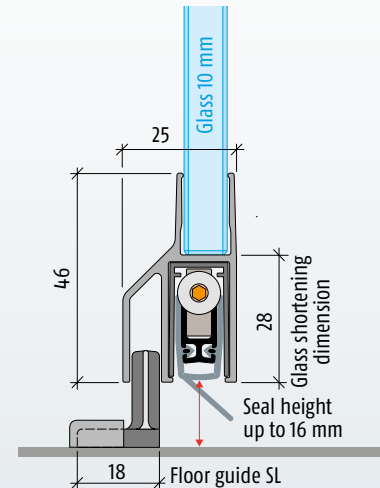
Main features

- Seal height from ↓ 5–18 mm
- For all-glass sliding doors with a glass thickness of 10 mm
- Drop-down seal for pushing on and bonding
- Unilateral release with parallel drop down
- Does not drag on the floor
- Sound reduction to **44 dB** (at 7 mm floor to door clearance)
- Can be shortened to the next stock lengths
- Please plan for a door lock (hook trap or retention by rolls)

Option

- Stainless steel satin anodised

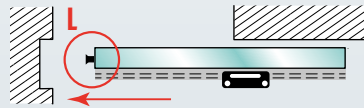
VERSIONS			
KG-SL10 → RD 42 dB		KG-SL10 → FH + RD 42 dB	
Silver anodised EV1		Silver anodised EV1	
Prod. code	Length mm	Prod. code	Length mm
37046-SL10L R	459	39046-SL10L R	459
37059-SL10L R	584	39059-SL10L R	584
37071-SL10L R	709	39071-SL10L R	709
37084-SL10L R	834	39084-SL10L R	834
37096-SL10L R	959	39096-SL10L R	959
37109-SL10L R	1084	39109-SL10L R	1084
37121-SL10L R	1209	39121-SL10L R	1209
37134-SL10L R	1334	39134-SL10L R	1334
37146-SL10L R	1459	39146-SL10L R	1459
37160-SL10L R	<6000	39160-SL10L R	<6000



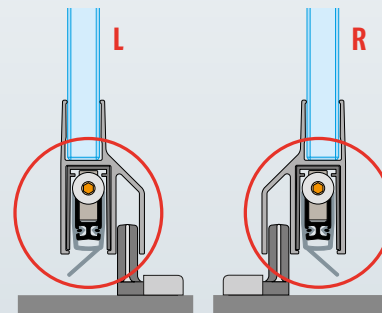
Planet KG-SL10



Planet KG-SL10 assembly L, with floor guide, release on lock side



Planet KG-SL10 assembly R, with floor guide, release on lock side



Planet Socle face fixed (for new and existing doors)



Profile size 22 x 69



Main features

- Appropriate for Planet FT, RF, GH (option)
- Ideal retrofit kit for existing doors
- Simple assembly, attached on the doors
- The Planet Socle is used on any door without possibility to machine a groove, e.g. steel or aluminum doors. A quick and simple assembly, it can be done even in case of an old building refurbishment.

Option

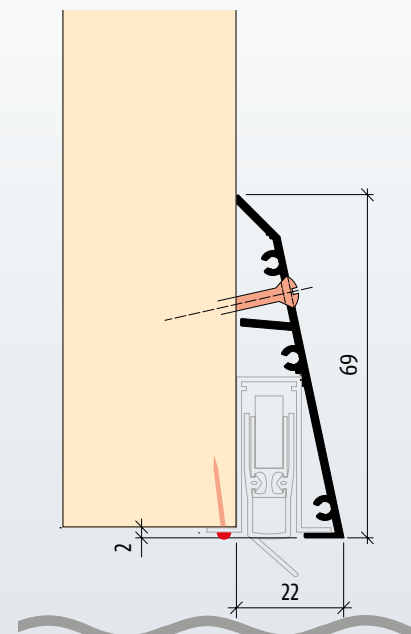
- Silver anodised finish EV1
- Socle for Planet GH with special steel on request

VERSIONS	
Planet Socle → fit to Planet FT, RF (GH on request)	
Prod. code	Length mm
19034	350
19046	450
19055	550
19065	650
19075	750
19085	850
19095	950
19105	1050
19115	1150
19125	1250
19135	1350
19145	1450
19600	<6000

Planet Socle with Planet FT



Including bolts / cover plate



Planet BL (LEAD) for radiation protection



Profile size 13 x 39 ↓ 18

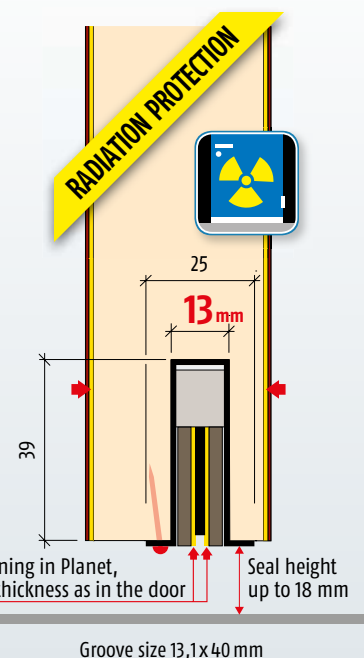
Main features

- Seal height up to ↓ 18 mm
- Appropriate for radiation protection doors
- Unilateral and soundless release, silent seal
- Due to parallel drop-down no trailing on the floor
- Automatic compensation at inclined floors
- Simple lift height adjustment
- Produced on fix measure, min. 335 mm, max. 6000 mm

Option

- Drill hole $\varnothing 5 \times 13 \text{ mm}^*$
- *only for 0,5–2 mm lead insert, min. length 400 mm

VERSIONS		
BL (Lead)		
Prod. code	lead lining	Length mm
26005	0,5 mm	<6000
26010	1,0 mm	<6000
26015	1,5 mm	<6000
26020	2,0 mm	<6000
26030	3,0 mm	<6000
26040	4,0 mm	<6000



Planet BL



Option: Drill hole $\varnothing 5 \times 13 \text{ mm}^*$



Planet BL installed



lead lining in Planet, same thickness as in the door

Seal height up to 18 mm

Groove size 13,1 x 40 mm



Planet ZA for driving bar rods $\varnothing 10 \text{ mm}$

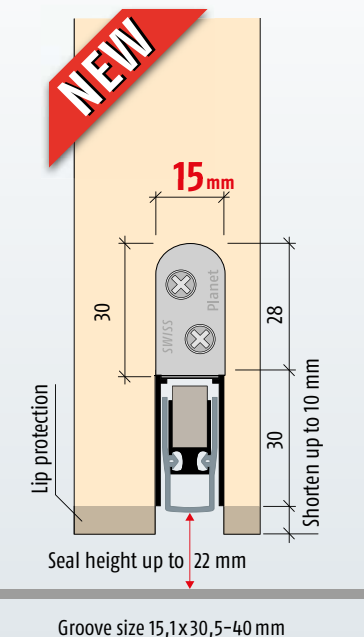


Profile size 15 x 30 ↓ 22

Main features

- Perfect for **double leaf doors** with driving bar rod $\varnothing 10 \text{ mm}$, appropriate for RC 2 and RC 3
- for inactive leaf with drill hole or for active and inactive leaf **in pairs** available
- Seal height up to ↓ 22 mm
- Acoustic insulation up to 48 dB in case of an optimal sealing
- Protected silicone lips since deeper embedded
- Door can be adapted on bottom without removal
- Unilateral and soundless release, silent seal
- Due to parallel drop-down no trailing on the floor
- Automatic compensation at inclined floors
- High-grade silicone lip, simple lift height adjustment
- Can be shortened up to the next shorter length on stock
- No extra need to cut off silicone at both ends

VERSIONS			
ZA → RD 48 dB		ZA → FH + RD 48 dB	
Prod. code	Length mm	Prod. code	Length mm
100034	335	101034	335
100046	460	101046	460
100059	585	101059	585
100071	710	101071	710
100084	835	101084	835
100096	960	101096	960
100109	1085	101109	1085
100121	1210	101121	1210
100134	1335	101134	1335
100146	1460	101146	1460
100600	<6000	101600	<6000



Planet ZA, for active and inactive leaf with driving bar rod $\varnothing 10 \text{ mm}$



Planet assembly set ZA



Seal height up to 22 mm

Groove size 15,1 x 30,5–40 mm



Planet Drill hole $\varnothing 8$ mm, $\varnothing 5 \times 13$ mm and $\varnothing 10$ mm

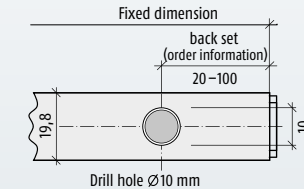
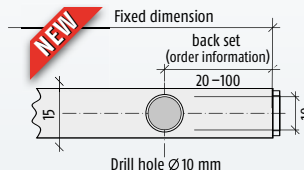
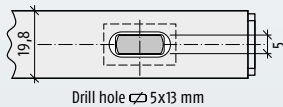
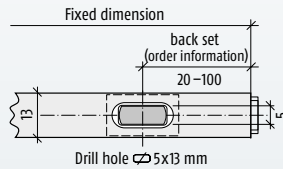
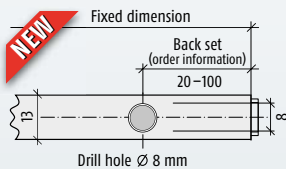
for profiles 13 / 15 + 19,8



PLANET DRILL HOLE		
Drill hole $\varnothing 8$ mm	Drill hole $\varnothing 5 \times 13$ mm	Drill hole $\varnothing 10$ mm
Prod. code	Prod. code	Prod. code
900866	900190 L R (asymmetric)	900280 L R
	900601 (symmetric)	900926 (Planet ZA)
	900604 (for MinE only)	

Order information

- Article number
- Fixed dimension
- Back set from 20 up to 100 mm (order inf.)
- DIN L or DIN R



Examples


Planet HS, drill hole $\varnothing 8$ mm



Planet HS, drill hole $\varnothing 5 \times 13$ mm



Planet ZA, drill hole $\varnothing 10$ mm



Planet MF, drill hole $\varnothing 10$ mm



Driving bar rods supplied by lock manufacturers: WILKA, BKS, FUHR, MSL, BMH, STRENGER, etc.



Planet BM $\varnothing 5 \times 13$ mm narrow, floor strike

Planet KR flush bolt and driving bar rods



Main features

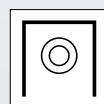
- Continuous drop-down seal Planet
- Sound protection
- Appropriate for Planet profile dimension 13 and 19,8 mm
- With integrated plastic guide
- Execution for DIN L and DIN R
- Planet drop-down seal prepared to fix dimension
- Adjustable locking bolt

Manufacturing

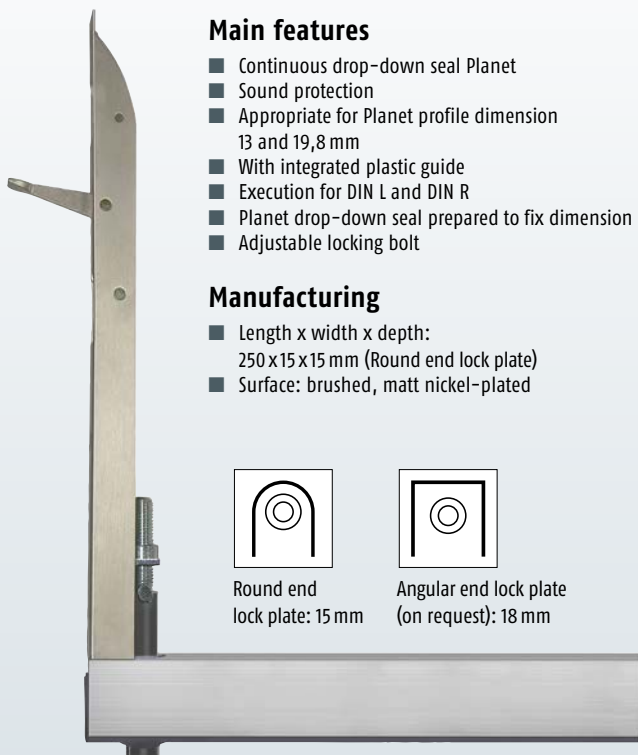
- Length x width x depth: 250 x 15 x 15 mm (Round end lock plate)
- Surface: brushed, matt nickel-plated



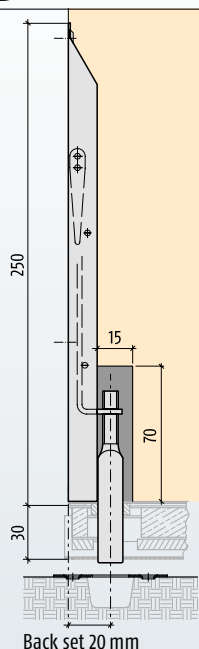
Round end lock plate: 15 mm



Angular end lock plate (on request): 18 mm



Planet Flush bolt with Planet HS drill hole $\varnothing 5 \times 13$ mm



Back set 20 mm



Planet KR round lock plate, width 15 mm with Planet HS in the stationary wing.



Planet KR Flush bolt, applicable on the bottom and on top with round lock plate 15 mm.

KR FLUSH BOLT

KR Round end lock plate

Prod. code
4010 (on the bottom)
4011 (on the top)

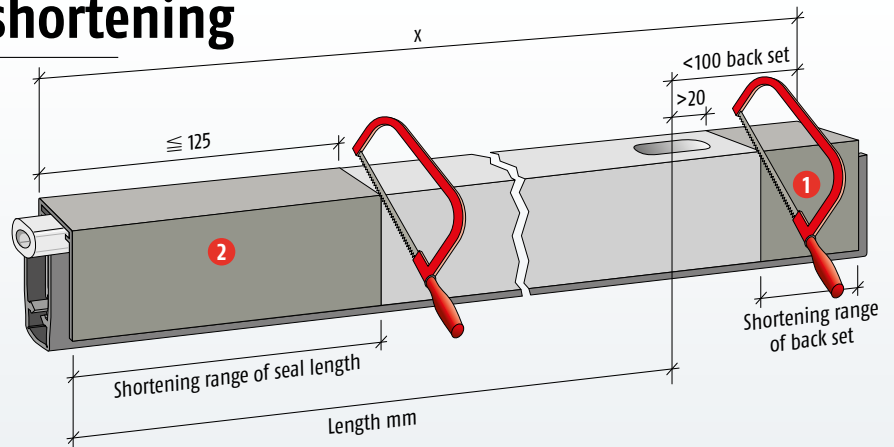
Planet TR125 double-shortening

Main features

- Shelf life related to dealers and system manufacturers
- Prepared drill hole, factory-made
- Adaptable back set
- Can be shortened by 125 mm or 100 mm
- Applicable as DIN L and DIN R
- All features of the seal are unchanged
- Available for order: Planet HS, RH, FT, RF, MF, RO, RS, PU, HS-plus, FT-plus, MF-plus, RO-plus, RS-plus, PU-plus

Correct order of shortening

- 1 At first shorten the back set
- 2 After that shorten the seal length



Order information for option double-shortening with suitable seals

Planet double-shortening	Planet type	RD	FH+RD	Length mm	Back set mm	X mm	Possible drill hole
Product code 900390	HS / HS-plus	●	●	335 – 1460	20 – 100		∅ 5 x 13 mm, ∅ 8,2 mm
	RH	●	●	335 – 1460	20 – 100		∅ 5 x 13 mm, ∅ 8,2 mm
	FT / FT-plus	●	●	350 – 1350	20 – 100		∅ 5 x 13 mm, ∅ 8,2 mm
	RF	●	●	350 – 1350	20 – 100		∅ 5 x 13 mm, ∅ 8,2 mm
	MF / MF-plus	●	●	460 – 1585	20 – 100		∅ 5 x 13 mm, ∅ 10,8 mm
	RO / RO-plus	●	●	460 – 1585	20 – 100		∅ 5 x 13 mm, ∅ 10,8 mm
	RS / RS-plus	●	●	460 – 1585	20 – 100		∅ 5 x 13 mm, ∅ 10,8 mm
	PU / PU-plus	●	●	460 – 1585	20 – 100		∅ 5 x 13 mm, ∅ 10,8 mm

Example

Product code 900390	HS		FH+RD	960 mm	+ 45 mm	- 1005	∅ 5 x 13 mm
---------------------	----	--	-------	--------	---------	--------	-------------

→ Order specification: 900390 + 77096, back set 45 mm, drill hole 5 x 13 mm

Planet BM-R floor strikes

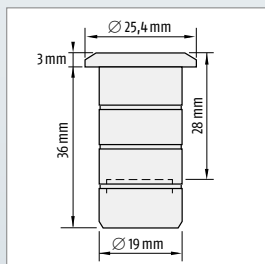
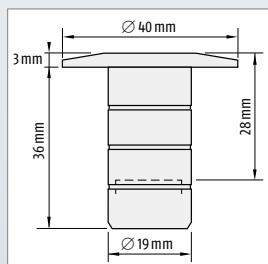


Main features

- For flush bolts and driving bar rods
- Spring-loaded dust protection cap prevents dirt being deposited
- Very easy installation of drilled hole
- Material in stainless steel
- Appropriate for sound protection-, smoke-shielding and fire-retardant doors

PLANET BM-R FLOOR STRIKES

Product	Prod. code	Product	Prod. code
BM-R 15/40 mm	900850	BM-R 15/25 mm	900608
BM-R 11/40 mm	900873	BM-R 11/25 mm	900874
BM-R 9/40 mm	900871	BM-R 9/25 mm	900872



Planet BM-R 15/40 mm
for ∅ 5 x 13 mm and ∅ 14 mm



Planet BM-R 11/40 mm
for ∅ 10 mm



Planet BM-R 9/40 mm
for ∅ 8 mm



Planet BM-R 15/25 mm
for ∅ 5 x 13 mm and ∅ 14 mm







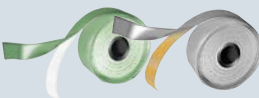









Planet BM-R 11/25 mm
for ∅ 10 mm



Planet BM-R 9/25 mm
for ∅ 8 mm

Planet Accessories

		Specifications	Prod. code
	Cover plate, galvanized, raw	Planet FT and RF	70010
	Cover plate, pair	Planet Socle	19010
	Set of Planet cover plates	Planet KG-S L R, KG-A8 A10, KG-F10 F12, KG-D8 D10, KG-U, KG-SL10	900252
	Set of Planet cover plates	KG-F8 narrow KG-S narrow	900836
	Floor guide, play	Planet SL and Planet KG-SL10	900217
	Cap to floor guide	Planet KG-SL10	
		silver anodised EV1	900454
		stainless steel satin anodised	900455
	Adhesive tape, including mirror adhesive tape and optical film, for one piece, max. 1460 mm	Planet KG-S	900221
	Adhesive tape, including mirror adhesive tape and optical film, for one piece, max. 1460 mm	Planet KG-S narrow	900837
	Planet stopping block, 1 set, DIN L and DIN R applicable	Planet Socle and Planet KG-S	900424
	Assembly set NA (invisible mounting brackets) wood 2 mounting brackets incl. nails and stopping plate for wooden doors. Also for Planet fixing with a long forend.	Planet HS, HS-plus RH, KT, SL, MF, MF-plus	900879
	Assembly set HS wood	Planet HS, RH, SL and GH	900180
	Assembly set MF metal	Planet MF	900261

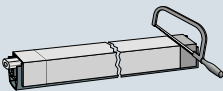

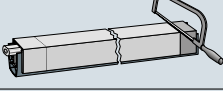
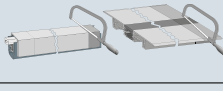

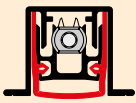








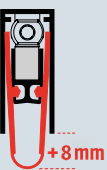



		Specifications	Prod. code
	Assembly set MF wood	Planet MF	900262
	Assembly set ZA wood	Planet ZA	900927
	Assembly set RS for several system manufacturers	PVC Universal ALU Universal Aluplast Everest Gealan Kömmerling Rehau Schüco Veka	900507 900508 900505 900506 900502 900503 900504 900501 900500
	Assembly set MinE wood	Planet MinE	900462
	Assembly set MinE-F wood	Planet MinE-F	900828
	Assembly set TW / US wood	Planet TW / US	900696
	Assembly set TW / US metal	Planet TW / US	900671
	Assembly set X3 wood	Planet X3	900096
	Assembly set X3 metal	Planet X3	900097
	Planet strike plate → 65 x 25,5 x 4 mm	Flush bolt down	900278
	Planet strike plate → 39,5 x 13,5 x 2 mm	Flush bolt up	900330

Planet Accessories *(Continuation)*



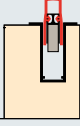


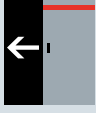
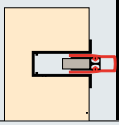
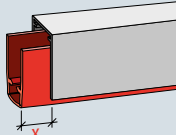
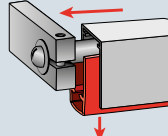




		Specifications	Prod. code
	Planet set for shortening X3	Planet X3	900110
	Planet cut assistance X3	Planet X3	900930
	Planet corner plate set X3 sheet metal	Planet X3	900137
	Planet corner plate set X3 aluminium	Planet X3	900136
	*Planet frame protector plate type 1 (standard), stainless → 20 x 20 x 5 mm	All Planet types	900014
	*Planet frame protector plate type 2, incl. screws, stainless → 38 x 21 x 1 mm	All Planet types	900188
	*Planet frame protector plate type 3, incl. screws, stainless → 38 x 20,5 x 3 mm	All Planet types	900395
	Trigger plate for pulling → 20 x 8 x 50 mm, 20 x 8 x 70 mm, 20 x 8 x 80 mm	Inverse release	
		20x8x50 mm	900398
		20x8x70 mm	900418
		20x8x80 mm	900557

*Frame protector plate: More options on request

Planet Options


		Specifications	Prod. code
	Cut the Planet on fixed dimension	All Planet types without Planet KG, MinE, X3	900200
	Cut the Planet on fixed dimension, Planet KG and Planet MinE	Planet KG and MinE	900225
	Cut the Planet on fixed dimension Planet X3	Planet X3	900127
	Cut on fixed dimension, Planet X3-Set Planet X3, threshold WESER ZERO made to size	Planet X3-Set	900959
	Oversize lenght threshold WESER ZERO xx mm WESER ZERO made to size (max. 2,5 m)	Planet X3-Set	900960
	Option «plus»		Planet PU-plus 900912 Planet RS-plus 900911 Planet KT-plus 900006
	Option bevel lip, DIN L and DIN R → for uneven floors		Planet MF, RO, KT, RS, PU, KG, TW, US 8 mm profiles 900893 13 mm profiles 900894 20 mm profiles 900895
	Option round lip		Planet MinE, GH, SL, KG-SL10 900910
	Silicone-free execution TPE (certificate on request)		Planet HS, KT, FT, MF, RO, RS, PU, ZA 900913
	Option Anti-bacterial (certificate on request)		Planet HS, FT and ZA 900606
	Lip extension by → +8 mm		Planet HS, FT and ZA 900914
	Option folding doors G-G → for all Planet types		900918
	Option for circular doors → in parts		Planet FT, RF, GH and PU 900919
	Option for sliding door → for all Planet types		900908

Planet Options *(Continuation)*

		Specifications	Prod. code
	Option pivot doors → on request	Planet HS, HS-plus, KT, FT, FT-plus, RH, RF	900920
	Installation drop-down seal on the top → for all Planet types		900915
	Installation drop-down seal vertical → for all Planet types		900916
	Installation drop-down seal horizontal → for all Planet types		900917
	Silicone lip protrude → for all Planet types → Hinge side: ... mm → Lock side: ... mm		900440
	Inverse release → release by pulling	Planet HS, FT, RH, RF, MF, RO, RS, PU, GH, TW, US	900909
	Option for heavy duty application	13 mm profiles	900783
	Option corrosion-resistant mechanism, without felt	13 mm profiles 20 mm profiles	900793
	Option stainless steel satin anodised for Planet KG	Planet KG-S	900896
		Planet KG-SM-Set	900896
		Planet KG-S narrow	900906
		Planet KG-SM-Set narrow	900906
		Planet KG-F8 narrow	900907
		Planet KG-F10	900898
		Planet KG-F12	900899
		Planet KG-A8	900900
		Planet KG-A10	900901
		Planet KG-D8	900902
Planet KG-D10	900903		
Planet KG-U	900904		
Planet KG-SL10	900905		
	Profiles with special colors, anodized or powder coated → Planet Socle*, Planet KG*, Planet F threshold plate * cover plates are not available in special colors		900623

NEW

PLANET FINGER PROTECTION™



Clip system



Clip-on system

- Practical clip-on system
- Elegant design
- Concealed fastening screws
- Elongated holes
- Clip system (stainless steel)

**2 million
test cycles**

MPA NRW.
Materialprüfungsamt Nordrhein-Westfalen
geprüft und überwacht

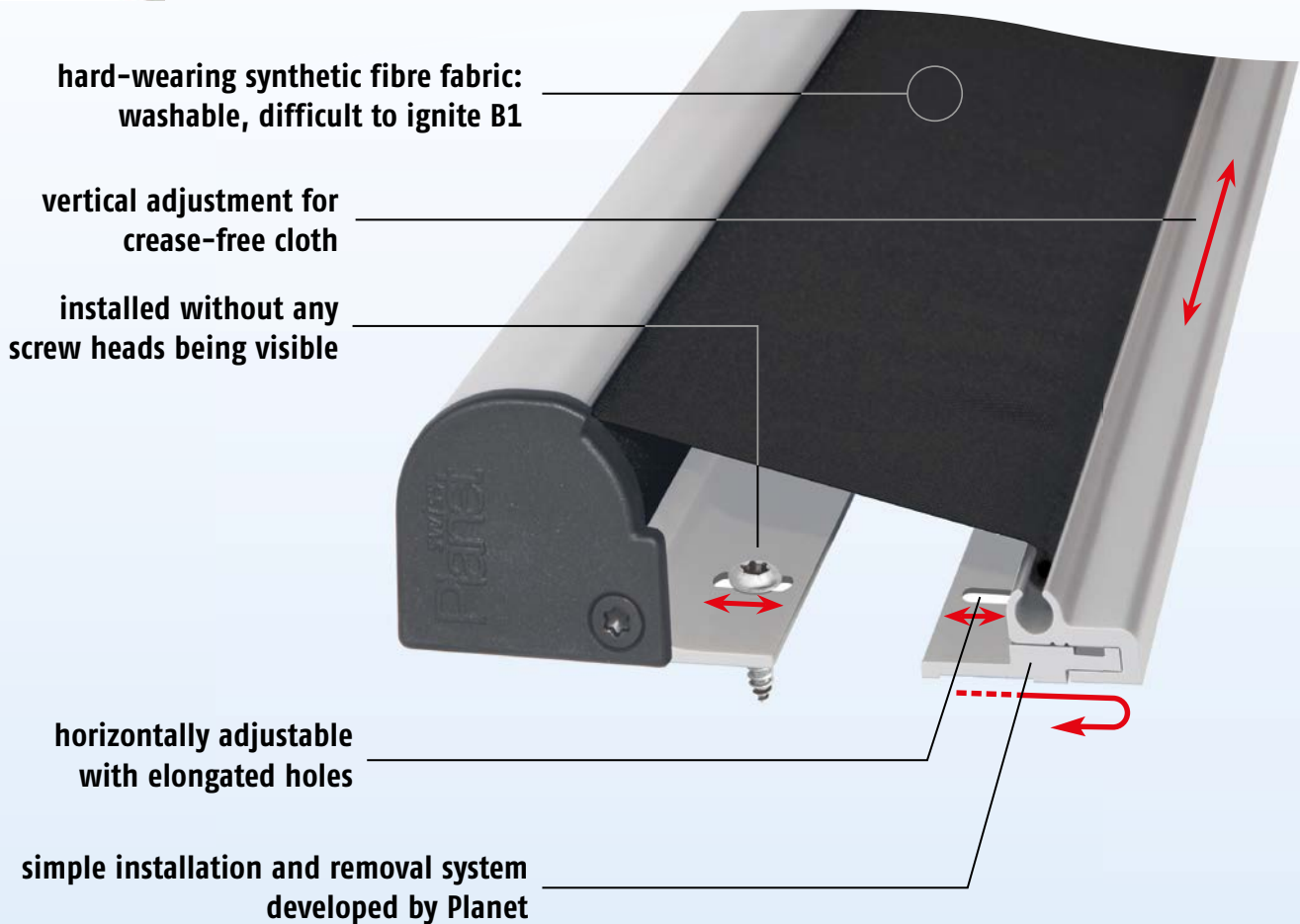
 **SWISS MADE**

 **Planet** ^{swiss}®
The finger protection



Roller protectors **FSR** (for non-hinge side)

Our FSR roller protectors are available in **three designs**: With the new **installation system** developed by Planet you'll no longer need two people to carry out installation → **one-man installation**. In addition, the roller protector is easy to install and remove to read inspection stickers, re-adjust the door hinges, re-align the fabric/roller protector, adjust the Planet drop-down seal or gain access to the cable ducts.




Overview Planet Roller protectors (3 types)



Roller protector FSR 5000 [BASIC]

Proven standard roller protector



Roller protector FSR 6000 [QUICK]

Simple installation and removal system developed by Planet



Roller protector FSR 7000 [OUTDOOR]


Simple installation and removal system. Specifically for external doors and wet areas, rust-free mechanism

Our complete range of Planet Finger Protection can be found on www.planet-fingerschutz.ag

Practical advantages of using the clip-on system from Planet



Roller protector **FSR 6000** [Quick] and **FSR 7000** [Outdoor]



Very quick and easy mounting and removal of the fabric for ...

... approval- or inspection stickers

To read inspection stickers or affix new one

... re-adjusting the door hinges

When adjustment is necessary, elongated holes allow simultaneous adjustment of roller protector

... re-aligning the fabric/ roller protector

For crease-free cloth

... access to the cable ducts

When working on the electrics/electronics

... adjusting the Planet seal

to check and adjust the Planet floor seal.

Our complete range of Planet Finger Protection can be found on www.planet-fingerschutz.ag



Cover profiles **FSA** (for hinge side)

Our full range consists of **5 cover profiles** – suitable for almost all doors and hinge systems. The range comprises the **U, U-clip, D, O** and **P models**. The profiles are installed without any screw heads being visible, whilst installation and removal is easily performed. No parts are damaged or need to be replaced while doing this. The **clip system** (see picture) makes it very easy to clip on or remove the protective profile without the need for screws (possible repeatedly, non-destructible).

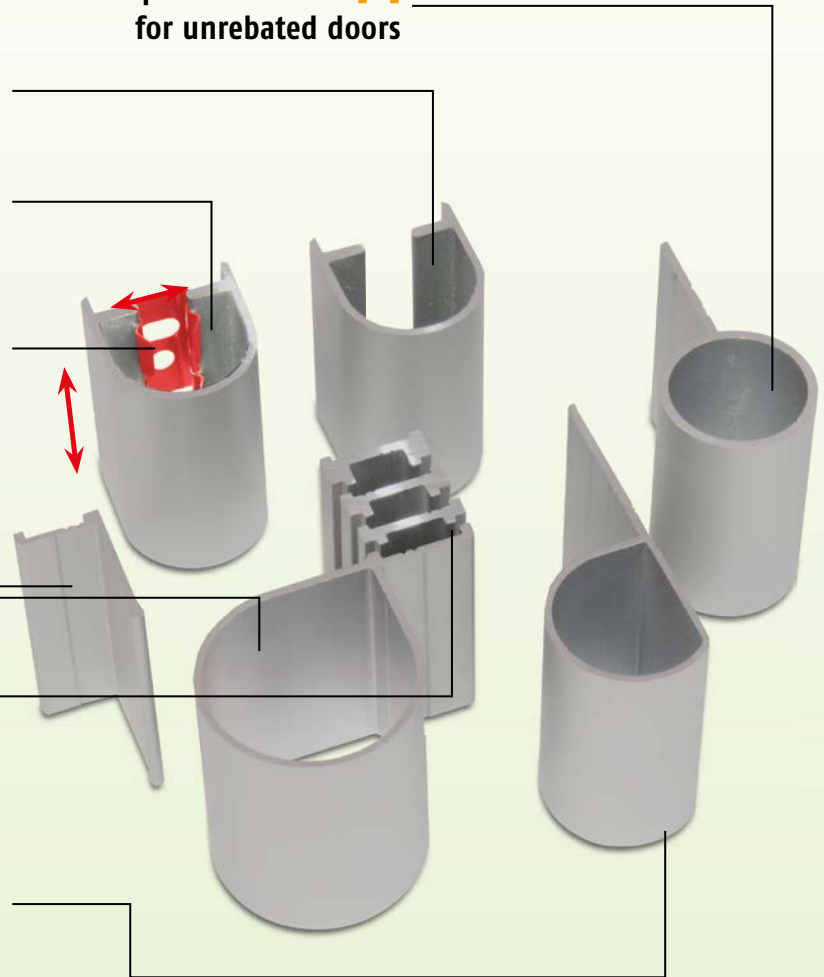
Cover profile **FSA 8500 [O]**
for unrebated doors

Cover profile **FSA 8200 [U]**
(without clip system)

Cover profile **FSA 8100 [U-CLIP]**:
red-coloured clip system for simple and
secure installation and removal
horizontal and vertical adjustment

Cover profile **FSA 8400 [P]**
for universal hinges
variable shimming system
for universal hinges,
form-fitting

Cover profile **FSA 8300 [D]**
for unrebated doors



Overview Planet Cover profiles (5 types)



Cover profile
FSA 8100 [U-CLIP]

Quick fit with marking
aid and concealed clip
connection



Cover profile
FSA 8200 [U]

Cover profile for rebated
doors. Quick fit with
marking aid.



Cover profiles
FSA 8300 [D]

Cover profile for
unrebated doors



Cover profile
FSA 8400 [P]

Suitable for all doors
with universal hinges



Cover profile
FSA 8500 [O]

for unrebated doors

Our complete range of Planet Finger Protection can be found on www.planet-fingerschutz.ag

Door blocker **FSH 9000** (for main closing edge)

- Fitted in in 2 minutes without screws, no drilling of the door leaf, leaves no screw holes after removal
- Easy to use and self-explanatory
- Can be permanently activated or deactivated
- Can be used for multiple purposes, e.g. also prevents unwanted slamming of the door
- Maintenance-free and durable
- Leaves no traces of wear on doors and frames
- Suitable for DIN L and DIN R

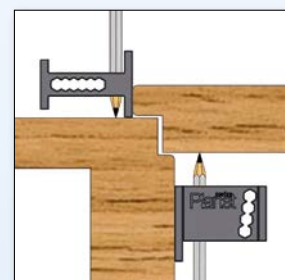


	Quantity	Prod. code
Planet door blocker FSH 9000, foam, white		
	1 pce.	F-9001

Accessories

Marking aid


- Time saving
- Suitable for almost all doors and frames
- Intended for Planet finger protection products
- Guaranteed error-free marking-out



	Quantity	Prod. code
Planet Marking aid, plastic, black, incl. pencil		
	1 pce.	901'300

Installation box

- The "helpful elf" for easy installation
- Precisely accurate length gauge
- With built-in saw guide made of metal
- Cut edge is always a right angle
- Neat and straight cutting by hand
- Everything always to hand
- Inc. carrying strap



	Quantity	Prod. code
Planet installation box, stable wooden box with saw guide at top, carrying strap		
	1 pce.	901'301

Our complete range of Planet Finger Protection can be found on www.planet-fingerschutz.ag



For over 70 years your dependable and innovative partner for solutions on all aspects of doors.

Our complete range of [Planet drop-down seals](https://www.planet.ag) can be found at → www.planet.ag

and [Planet Finger Protection®](https://www.planet-fingerschutz.ag) can be viewed at → www.planet-fingerschutz.ag



Planet GDZ AG

Neustadtstrasse 2 | CH-8317 Tagelswangen / Zurich | Switzerland
Phone +41 43 266 22 22 | Fax +41 43 266 22 23
mail@planet.ag | www.planet.ag
mail@planet-fingerschutz.ag | www.planet-fingerschutz.ag

